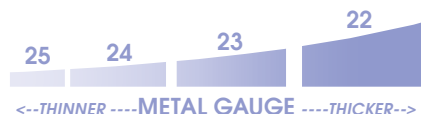


STAINLESS STEEL
STEAM TABLE PANS

STEAM TABLE PANS



SPJH-906GN

A WINCO®
EXCLUSIVE SIZE

Ninth x 6" deep

Adds 30% more
counter capacity

- ◆ Winco® offers the most complete collection of steam table pans in the industry
- ◆ Anti-jamming pans available in all gauges; straight sided pans available in standard weight
- ◆ Every gauge weight is made of 18/8 stainless steel

HEAVYWEIGHT

TRUE 24 GAUGE
ANTI-JAMMINGTRUE 23 GAUGE
ANTI-JAMMINGTRUE 22 GAUGE
ANTI-JAMMING

SIZE	DEPTH	UOM	CASE	ITEM	ITEM	ITEM
Full-Size 20-3/4" x 12-3/4"	1-1/4"	Each	6/12			SPJH-101
	2-1/2"	Each	6/12	SPJM-102	SPJP-102	SPJH-102
	4"	Each	6/12	SPJM-104	SPJP-104	SPJH-104
	6"	Each	6/12	SPJM-106	SPJP-106	SPJH-106
Half-Size 10-3/8" x 12-3/4"	1-1/4"	Each	12/24			SPJH-201
	2-1/2"	Each	12/24	SPJM-202	SPJP-202	SPJH-202
	4"	Each	6/24	SPJM-204	SPJP-204	SPJH-204
	6"	Each	6/12	SPJM-206	SPJP-206	SPJH-206
Third-Size 6-7/8" x 12-3/4"	2-1/2"	Each	12/48	SPJM-302	SPJP-302	SPJH-302
	4"	Each	12/24	SPJM-304	SPJP-304	SPJH-304
	6"	Each	12/24	SPJM-306	SPJP-306	SPJH-306
Quarter-Size 10-5/6" x 6-5/16"	2-1/2"	Each	12/72	SPJM-402	SPJP-402	SPJH-402
	4"	Each	12/48	SPJM-404	SPJP-404	SPJH-404
	6"	Each	12/24	SPJM-406	SPJP-406	SPJH-406
Sixth-Size 6-7/8" x 6-5/16"	2-1/2"	Each	12/72	SPJM-602	SPJP-602	SPJH-602
	4"	Each	12/48	SPJM-604	SPJP-604	SPJH-604
	6"	Each	12/48	SPJM-606	SPJP-606	SPJH-606
Ninth-Size 6-3/4" x 4-1/4"	2-1/2"	Each	12/72	SPJM-902	SPJP-902	SPJH-902
	4"	Each	12/72	SPJM-904	SPJP-904	SPJH-904
	6"	Each	12/24			SPJH-906GN
Eighteenth Size 4-1/4" x 3-1/2"	2"	Each	24/96			SPJH-1802

A WINCO®
EXCLUSIVE
SIZE

SPJH-1802

Eighteenth x 2" deep

STANDARD WEIGHT

25 GAUGE
STRAIGHT-SIDED25 GAUGE
ANTI-JAMMING

SIZE	DEPTH	UOM	CASE	ITEM	ITEM
Full-Size 20-3/4" x 12-3/4"	1-1/4"	Each	6/12	SPF1	
	2-1/2"	Each	6/12	SPF2	SPJL-102
	4"	Each	6/12	SPF4	SPJL-104
	6"	Each	6/12	SPF6	SPJL-106
Two-Third Size 14" x 12-7/8"	2-1/2"	Each	12/24	SPTT2	
	4"	Each	6/24	SPTT4	
	6"	Each	6/12	SPTT6	
Half-Size 10-3/8" x 12-3/4"	1-1/4"	Each	12/24	SPH1	SPJL-202
	2-1/2"	Each	12/24	SPH2	SPJL-204
	4"	Each	6/24	SPH4	SPJL-206
	6"	Each	6/12	SPH6	
Third-Size 6-7/8" x 12-3/4"	2-1/2"	Each	12/48	SPT2	SPJL-302
	4"	Each	12/24	SPT4	SPJL-304
	6"	Each	12/24	SPT6	SPJL-306
Quarter-Size 10-5/6" x 6-5/16"	2-1/2"	Each	12/72	SPQ2	SPJL-402
	4"	Each	12/48	SPQ4	SPJL-404
	6"	Each	12/24	SPQ6	SPJL-406
Sixth-Size 6-7/8" x 6-5/16"	2-1/2"	Each	12/72	SPS2	SPJL-602
	4"	Each	12/48	SPS4	SPJL-604
	6"	Each	12/48	SPS6	SPJL-606
Ninth-Size 6-3/4" x 4-1/4"	2-1/2"	Each	12/72	SPN2	SPJL-902
	4"	Each	12/72	SPN4	SPJL-904



Anti-jamming



Straight-sided

GET-A-GRIP™ CHAFING DISH FOOD PAN

◆ Patented pan and handle system prevents steam burns

ITEM	DESCRIPTION	UOM	CASE
SPF2-HD	Full-Size w/Handles	Each	6



Patented handle system




SPF2-HD

22 GAUGE ANTI-JAMMING PERFORATED STEAM PANS

ITEM	DESCRIPTION	DEPTH	UOM	CASE
SPJH-102PF	Full-Size, Perf'd	2-1/2"	Each	6/12
SPJH-104PF	Full-Size, Perf'd	4"	Each	6/12
SPJH-106PF	Full-Size, Perf'd	6"	Each	6/12
SPJH-202PF	Half-Size, Perf'd	2-1/2"	Each	12/24
SPJH-204PF	Half-Size, Perf'd	4"	Each	6/24
SPJH-206PF	Half-Size, Perf'd	6"	Each	6/12



SPJH-104PF
Anti-jamming



Ample holes allow drainage, also great for steaming



SPFP4

SPJH-SERIES
SPFP-SERIES



25 GAUGE PERFORATED STEAM PANS

ITEM	DESCRIPTION	DEPTH	UOM	CASE
SPFP2	Full-Size, Perf'd	2-1/2"	Each	6/12
SPFP4	Full-Size, Perf'd	4"	Each	6/12
SPFP6	Full-Size, Perf'd	6"	Each	6/12
SPHP2	Half-Size, Perf'd	2-1/2"	Each	6/24
SPHP4	Half-Size, Perf'd	4"	Each	6/24
SPHP6	Half-Size, Perf'd	6"	Each	6/12

22 GAUGE ANTI-JAMMING HALF LONG STEAM PANS

ITEM	DESCRIPTION	DEPTH	UOM	CASE
SPJH-2HL	Half Long Pan	2-1/2"	Each	6/24
SPJH-4HL	Half Long Pan	4"	Each	6/24
SPJH-6HL	Half Long Pan	6"	Each	6/12



SPJH-2HL
22 gauge



SPJL-6HL
25 gauge

SPJH-SERIES
SPJL-SERIES



25 GAUGE ANTI-JAMMING HALF LONG STEAM PANS

ITEM	DESCRIPTION	DEPTH	UOM	CASE
SPJL-2HL	Half Long Pan	2-1/2"	Each	6/24
SPJL-4HL	Half Long Pan	4"	Each	6/24
SPJL-6HL	Half Long Pan	6"	Each	6/12

STAINLESS STEEL DIVIDED FOOD PANS

ITEM	DESCRIPTION	DEPTH	UOM	CASE
SPFD2	Full-Size, Two Sections, NSF	2-1/2"	Each	6/12
SPFD-2R	15-1/4" Dia Round, Two Sections, Fits 103A, 103B, 602 and 308A Chafers	2-1/2"	Each	10



SPFD-2R



SPFD2



STAINLESS STEEL WATER PANS FOR CHAFERS

ITEM	DESCRIPTION	DEPTH	UOM	CASE
C-WPF	Full-Size Water Pan, Dripless Edge	4"	Each	6




Dripless Edge



C-WPF

STAINLESS STEEL SPILLAGE PANS FOR STEAM PANS

ITEM	DESCRIPTION	DEPTH	UOM	CASE
C-WPF6	Full-Size Spillage Pan, Upright Standing Edge, NSF	6"	Each	5/10
C-WPP	Full-Size Spillage Pan, Flat Edge, NSF	6"	Each	6/12



Upright Standing Edge



C-WPF6



Flat Edge



C-WPP



ROLL-TOP COVER



C-RCF

18/8 SATIN-FINISH STAINLESS STEEL ROLL-TOP COVER

- ◆ Fits full-size 12" x 20" food well opening
- ◆ Plastic handle is heat resistant up to 220°F (105°C)
- ◆ Can be used over standard size food warmers/cookers

ITEM	DESCRIPTION	UOM	CASE
C-RCF	20-3/4"L x 13"W x 11-7/8"H	Each	1/2



Open over a food pan



Closed over a food pan

STEAM PAN COVERS



SPSCF

NSF SOLID COVERS



SPCF

NSF SLOTTED COVERS

18/8 STAINLESS STEEL FLAT COVERS

- ◆ Center handle for easy-lift open/close

ITEM	DESCRIPTION	UOM	CASE
SPSCF	1/1 Solid Cover	Each	12/24
SPSCH	1/2 Solid Cover	Each	12/48
SPSCT	1/3 Solid Cover	Each	12/72
SPSCQ	1/4 Solid Cover	Each	12/72
SPSCS	1/6 Solid Cover	Each	12/72
SPSCN	1/9 Solid Cover	Each	12/72
SPSCN-GN	1/9 Solid Cover for SPJH-906GN	Each	10/40
SPSCTT	2/3 Solid Cover	Each	12/24
SPCF	1/1 Slotted Cover	Each	12/24
SPCH	1/2 Slotted Cover	Each	12/48
SPCT	1/3 Slotted Cover	Each	12/72
SPCQ	1/4 Slotted Cover	Each	12/72
SPCS	1/6 Slotted Cover	Each	12/72
SPCN	1/9 Slotted Cover	Each	12/72
SPCN-GN	1/9 Slotted Cover for SPJH-906GN	Each	10/40
SPCTT	2/3 Slotted Cover	Each	12/24



C-HFC1

C-HDC

STAINLESS STEEL HINGED COVERS WITH DUAL HANDLES

ITEM	DESCRIPTION	UOM	CASE
C-HFC1	Full-Size Hinged Flat Cover	Each	6/12
C-HDC	Full-Size Hinged Dome Cover	Each	12



C-DCF

C-DCH

STAINLESS STEEL DOME COVERS WITH CENTER HANDLE

ITEM	DESCRIPTION	UOM	CASE
C-DCF	Full-Size Dome Cover	Each	12
C-DCH	Half-Size Dome Cover	Each	24



SPJL-HCN

SPJL-HCS

STAINLESS STEEL HALF LONG COVERS

ITEM	DESCRIPTION	UOM	CASE
SPJL-HCN	Half Long Cover, Notched	Each	12/24
SPJL-HCS	Half Long Cover, Solid	Each	12/24

NSF SPJL-SERIES

HINGED CLEAR POLYCARBONATE STEAM PAN COVERS

- ◆ Stain, break, chip-resistant for long-lasting use
- ◆ Slotted opening fits serving spoon or ladle
- ◆ Hinged design helps prevent cross-contamination

ITEM	DESCRIPTION	PAN SIZE	UOM	CASE
SP7200H	Hinged Lid	1/2 Size	Each	12/48
SP7300H	Hinged Lid	1/3 Size	Each	12/48
SP7600H	Hinged Lid	1/6 Size	Each	12/48



Also fits on
food pans,
page 231



Easy-lift tab, slot for spoon/ladle

HINGED PC STEAM PAN COVERS

NSF


STAINLESS STEEL STEAM PAN GRATES

- ◆ Feet elevate food off pan and allows for air circulation
- ◆ Also useful as a cooling or icing rack

ITEM	DESCRIPTION	STEAM PAN SIZE	UOM	CASE
PGWS-1018	For Full-Size	10" x 18"	Each	12/48
PGWS-810	For Half-Size	8" x 10"	Each	12/48
PGWS-510	For Third-Size	5" x 10-1/2"	Each	12/48

CHROME-PLATED STEAM PAN GRATES

ITEM	DESCRIPTION	STEAM PAN SIZE	UOM	CASE
PGW-1018	For Full-Size	10" x 18"	Each	12/48
PGW-810	For Half-Size	8" x 10"	Each	12/48
PGW-510	For Third-Size	5" x 10-1/2"	Each	12/48



Raised Feet

STEAM PAN ACCESSORIES

PGWS-1018
PGW-1018



PGWS-510
PGW-510



PGWS-810
PGW-810

18/8 STAINLESS STEEL FALSE BOTTOMS

- ◆ Allow liquids to drain away from food in pan

ITEM	DESCRIPTION	UOM	CASE
SPFB-1	Full-Size	Each	10/20
SPFB-2	Half-Size	Each	10/40
SPFB-3	Third-Size	Each	12/48
SPFB-4	Quarter-Size	Each	12/48
SPFB-6	Sixth-Size	Each	12/72
SPFB-9	Ninth-Size	Each	12/72




SPFB-9



SPFB-6



SPFB-4



SPFB-2



SPFB-3

SPFB-SERIES NSF

STAINLESS STEEL ADAPTOR BARS

- ◆ Use to divide steam table or food warmers for custom steam pan configurations

ITEM	DESCRIPTION	UOM	CASE
ADB-12	12"L x 1"W	Each	12/144
ADB-20	20"L x 1"W	Each	12/120



ADB-SERIES

**STAINLESS STEEL ANGLED DISPLAY ADAPTOR**

Lift steam table pans for an angled view and easy access to make a selection.

ITEM	DESCRIPTION	UOM	CASE
ADB-4	Full-Size	Each	2/6



ADB-4



Step up to Winco® Prime – A Cut Above

Winco Prime products are made with industry approved materials that comply with or exceed accepted industry standards. All products in the Winco Prime family are NSF® listed to give a comfort level that every effort has been made to provide a safe and durable product at an affordable price. Winco Prime products are safe to be used and will hold up well in the most demanding food service environment!



BAIN-MARIES



BAMN-6



BAMN-6C



INSETS



INSN-7



INSC-7M



WINCO® PRIME STAINLESS STEEL BAIN-MARIES

◆ Satin finish

ITEM	DESCRIPTION	SIZE	UOM	CASE
BAMN-1.25	1.25 Qt	5" x 6"	Each	6/48
BAMN-1.5	1.5 Qt	5-1/2" x 5-1/4"	Each	6/48
BAMN-2	2 Qt	5-3/4" x 7"	Each	6/48
BAMN-3.5	3.5 Qt	7-1/4" x 7"	Each	6/36
BAMN-4.25	4.25 Qt	7-1/4" x 7-3/4"	Each	6/36
BAMN-6	6 Qt	8" x 8-3/4"	Each	6/24
BAMN-8.25	8.25 Qt	9" x 9-3/4"	Each	6/24
BAMN-12	12 Qt	10" x 10-1/2"	Each	6/12

STAINLESS STEEL BAIN-MARIE COVERS

◆ Satin finish

ITEM	DESCRIPTION	UOM	CASE
BAMN-1.25C	Cover for BAMN-1.25	Each	12/144
BAMN-1.5C	Cover for BAMN-1.5	Each	12/144
BAMN-2C	Cover for BAMN-2	Each	12/144
BAMN-3.5C	Cover for BAMN-3.5	Each	12/144
BAMN-4.25C	Cover for BAMN-4.25	Each	12/72
BAMN-6C	Cover for BAMN-6	Each	12/72
BAMN-8.25C	Cover for BAMN-8.25	Each	12/48
BAMN-12C	Cover for BAMN-12	Each	12/24



WINCO® PRIME STAINLESS STEEL INSET PANS

◆ Satin finish

ITEM	DESCRIPTION	SIZE	UOM	CASE
INSN-2.5	2.5 Qt	6" x 7-1/2"	Each	6/36
INSN-4	4 Qt	7-1/2" x 7-1/2"	Each	6/36
INSN-7	7 Qt	9-1/2" x 8"	Each	6/24
INSN-11	11 Qt	11-1/2" x 9"	Each	6/12

STAINLESS STEEL INSET COVERS (NON-NSF)

◆ Mirror finish

ITEM	DESCRIPTION	UOM	CASE
INSC-2.5	Cover for INSN-2.5	Each	6/72
INSC-4	Cover for INSN-4	Each	6/36
INSC-7M	Cover for INSN-7	Each	6/48
INSC-11M	Cover for INSN-11	Each	6/36

STAINLESS STEEL BAIN-MARIES

◆ Bent rim for ease of handling and lifting

ITEM	DESCRIPTION	SIZE	UOM	CASE
BAM-1.25	1.25 Qt	5" x 6"	Each	6/48
BAM-1.5	1.5 Qt	5-1/2" x 5-1/4"	Each	6/48
BAM-2	2 Qt	5-3/4" x 7"	Each	6/48
BAM-3.5	3.5 Qt	7-1/4" x 7"	Each	6/36
BAM-4.25	4.25 Qt	7-1/4" x 7-3/4"	Each	6/36
BAM-6	6 Qt	8" x 8-3/4"	Each	6/24
BAM-8.25	8.25 Qt	9" x 9-3/4"	Each	6/24
BAM-12	12 Qt	10" x 10-1/2"	Each	3/6

**MIRROR FINISH
BAIN-MARIES & INSETS**

BAM-6

STAINLESS STEEL BAIN-MARIE COVERS

◆ Center handle for lifting cover off/on

ITEM	DESCRIPTION	UOM	CASE
BAMC-1.25	For 1.25 Qt Bain Marie	Each	12/144
BAMC-2	For 2 Qt Bain Marie	Each	12/144
BAMC-3.5	For 3.5 Qt Bain Marie	Each	12/144
BAMC-4.25	For 4.25 Qt Bain Marie	Each	12/72
BAMC-6	For 6 Qt Bain Marie	Each	12/72
BAMC-8.25	For 8.25 Qt Bain Marie	Each	12/48
BAMC-12	For 12 Qt Bain Marie	Each	12/24



BAMC-SERIES

STAINLESS STEEL INSET PANS

ITEM	DESCRIPTION	SIZE	UOM	CASE
INS-2.5	2.5 Qt	6" x 7-1/2"	Each	6/36
INS-4.0	4 Qt	7-1/2" x 7-1/2"	Each	6/36
INS-7.0M	7 Qt, 24 gauge	9-1/2" x 8"	Each	6/24
INS-11.0M	11 Qt, 24 gauge	11-1/2" x 9"	Each	6/12



INS-7.0M

STAINLESS STEEL INSET COVERS

ITEM	DESCRIPTION	UOM	CASE
INSC-2.5	For 2.5 Qt Inset	Each	6/72
INSC-4	For 4 Qt Inset	Each	6/36
INSC-7M	For 7 Qt Inset	Each	6/48
INSC-11M	For 11 Qt Inset	Each	6/36



INSC-7M

STAINLESS STEEL HINGED COVERS

ITEM	DESCRIPTION	UOM	CASE
INSH-7	For 7 Qt Inset	Each	6/24
INSH-11	For 11 Qt Inset	Each	6/24



INSH-7

STAINLESS STEEL ADAPTOR PLATES

◆ 12" x 20" overall size

ITEM	DESCRIPTION	SIZE	UOM	CASE
ADP-608	6-3/8" and 8-3/8" Inset Holes	Fits 4 Qt and 7 Qt	Each	10
ADP-610	6-3/8" and 10-3/8" Inset Holes	Fits 4 Qt and 11 Qt	Each	10
ADP-666	Three 6-3/8" Inset Holes	Fits 4 Qt	Each	10
ADP-808	Two 8-3/8" Inset Holes	Fits 7 Qt	Each	10
ADP-810	8-3/8" and 10-3/8" Inset Holes	Fits 7 Qt and 11 Qt	Each	10
ADP-444	Adaptor Plate, Six 4-3/4" Inset Holes	Fits 2.5 Qt	Each	10

ADAPTOR PLATES

ADP-608



ADP-610



ADP-666



ADP-808



ADP-810



ADP-444

STAINLESS STEEL STEAM TABLE PAN/ FOOD PAN RACKS



SRK-36

Fits a combination of full, half or third-size pans



SRK-12

Fits a combination of full, half or third-size pans



SRK-12D


Fits full-size pans only, two per tier



STAINLESS STEEL STEAM TABLE PAN/FOOD PAN RACKS


- ◆ Customize with a variety of steam table pans and food pans for the best configuration
- ◆ Dual-ended locking bars prevent pans from sliding out
- ◆ Caster bumpers protect walls, doors and rack during minor collisions
- ◆ Channel ledges are tightly welded to rails providing better support for pans
- ◆ 4" dia double-bearing, full-swivel casters help stabilize weight capacity
- ◆ Capacities: up to 1,000 Lbs (SRK-36) or up to 500 Lbs (SRK-12, SRK-12D)
- ◆ Ships knocked down
- ◆ 1-1/2" and 1-3/4" spacing between each tier

36-TIER FULL HEIGHT RACKS

ITEM	DESCRIPTION	SIZE	UOM	CASE
 SRK-36	36-Tier END-LOAD Rack	15-1/8"L x 21-5/8"W x 63-1/4"H	Each	1



Caster bumpers protect walls, doors and rack against minor collisions



Customize with a variety of steam table pans and food pans for the best configuration

Refer to page 224 for steam table pans

12-TIER UNDER-COUNTER RACKS

ITEM	DESCRIPTION	SIZE	UOM	CASE
SRK-12	12-Tier END-LOAD Rack	15-1/8"L x 21-5/8"W x 31-1/2"H	Each	1
SRK-12D	12-Tier SIDE-LOAD Rack	23-1/4"L x 26"W x 31-1/2"H	Each	1

REPLACEMENT CASTERS

ITEM	DESCRIPTION	SIZE	UOM	CASE
SRK-CT	Caster for SRK-Series		Each	4/16
SRK-CTB	Caster w/Brake for SRK-Series		Each	4/16



SRK-CT
4" caster



SRK-CTB
4" caster with brake