

EQUIPMENT

Prep, Cook, Hold & Merchandise



COMMERCIAL MANUAL CAN OPENERS



Portable clamp included



Removable blade



Securely clamps to work surface



Easy operation



CO-3N

PREMIUM MANUAL CAN OPENERS

Our premium European-made heavy-duty stainless steel can opener is fitted with a removable clamp, ideal for on-the-go operations that require flexibility. The rust-resistant stainless steel gear and blade effectively opens various can sizes up to #10.

- ◆ Includes base, blade, gear and installation kit for mounting on wooden or stainless steel work tables
- ◆ Easily disassembles for cleaning/sanitizing
- ◆ Heavy-duty stainless steel construction
- ◆ Rigid universal mounting base for screw-down or clamp-on installation with wooden or stainless steel work tables
- ◆ 19" (482mm) long bar accommodates various sizes of cans up to 16" (406mm) tall
- ◆ Quick change dual-sided tempered knife blade and stainless steel gear

| ITEM | OVERALL DIMENSIONS L" X D" X H" (mm) | SHIP WEIGHT |
|-------|---------------------------------------|------------------|
| CO-3N | 8-7/16 x 4 x 25-1/2 (214 x 102 x 648) | 5.6 lbs (2.5 kg) |



| ITEM | DESCRIPTION | UOM | CASE |
|---------|---|------|------|
| CO-3N | Stainless Steel Base, NSF | Each | 1/12 |
| CO-3N-B | 1-Pc S/S Replacement Blade for CO-3N | Each | 1 |
| CO-3G | 1-Pc S/S Replacement Gear Set for CO-3N | Each | 1 |



CO-3N-B



CO-3G



CO-3N portable clamp

STANDARD #1 MANUAL CAN OPENER

The go-to industry standard, steel body can opener, made for heavy usage kitchen environments that require processing of up to 50 cans a day. Opens various can sizes up to #10.

- ◆ Includes base, blade, gear and installation kit
- ◆ Rigid universal mounting base for screw-down to a wooden or stainless steel work table
- ◆ 13" (330mm) long bar accommodates any size can up to 10" (254mm) tall
- ◆ Extra-durable dual-sided knife blade and gear are interchangeable with most other can opener brands



CO-1



Securely clamps to work surface



| ITEM | DESCRIPTION | UOM | CASE |
|-------|-------------------------------------|------|--------|
| CO-1 | Cast Iron Body | Set | 1 |
| CO-1B | 2-Pc Replacement Blade Set for CO-1 | Set | 24/288 |
| CO-1G | 1-Pc Replacement Gear Set for CO-1 | Each | 12/144 |



CO-1B



CO-1G

HEAVY-DUTY CAST IRON MEAT GRINDER

The Winco manual meat grinder is an economical and reliable tool for all your meat processing needs. With interchangeable plates, make your own sausages, burgers and more.

- ◆ Large 3" by 4" (76 x 102 mm) hopper opening
- ◆ Heavy-duty cast iron construction with food-safe tinned coating
- ◆ Durable cast iron grinding knife
- ◆ Easy to crank handle with heavy-duty nylon bearing for long life
- ◆ Two (2) grinding plates: medium grind 3/16" (4mm), coarse grind 5/16" (8mm)
- ◆ Sausage stuffing kit with three (3) stuffing tubes: 9/16" (14 mm), 3/4" (19 mm), & 15/16" (24 mm), stuffing star, and flange
- ◆ Clamp base easily secures to countertop or work surface

| ITEM | OVERALL DIMENSIONS L" X D" X H" (mm) | SHIP WEIGHT |
|-------|--------------------------------------|------------------|
| MG-10 | 10 x 4-1/4 x 8-7/8 (254 x 108 x 226) | 5.5 lbs (2.5 kg) |



| ITEM | DESCRIPTION | UOM | CASE |
|----------|--|------|------|
| MG-10 | Meat Grinder with Clamp Base | Set | 1/10 |
| MG-1018 | Grinder Plate, 1/8" (3mm) | Each | 100 |
| MG-10316 | Grinder Plate, 3/16" (4mm) | Each | 100 |
| MG-1014 | Grinder Plate, 1/4" (6mm) | Each | 100 |
| MG-10516 | Grinder Plate, 5/16" (8mm) | Each | 100 |
| MG-1038 | Grinder Plate, 3/8" (10mm) | Each | 100 |
| MG-10K | Grinder Knife | Each | 100 |
| MG-10SSK | Sausage Stuffing Kit 1 Flange & 3 Tubes | Each | 100 |

**KATTEX™
MEAT GRINDER**

MG-10

**HEAVY-DUTY BURGER PATTY PRESS WITH
INTERCHANGEABLE PLATES**

Effortlessly make uniform burgers with this time-saving portion control molding press. Interchangeable plates make either 4" (1/4 lb) or 5" (1/2 lb) round patties.

- ◆ Heavy-duty anodized aluminum construction with stainless steel press bowls and press plates
- ◆ Manual single-lever operation for quick, easy press-and-release uniform patties
- ◆ Interchangeable 4" (100mm) and 5" (130mm) press plates & bowls; removal tool included
- ◆ Built-in patty paper holder, and includes 500 each of both 4" and 5" diameter patty paper

| ITEM | OVERALL DIMENSIONS L" X D" X H" (mm) | SHIP WEIGHT |
|-------|---------------------------------------|-------------------|
| HBP-3 | 10 x 9-1/2 x 12-3/4 (254 x 241 x 324) | 18.1 lbs (8.2 kg) |



| ITEM | DESCRIPTION | UOM | CASE |
|-----------|---|------|------|
| HBP-3 | Hamburger Patty Press | Set | 1 |
| HBP-PR100 | 4" (100mm) Perforated Round Patty Paper, Case of 5000 | Case | 1/10 |
| HBP-PR130 | 5" (130mm) Perforated Round Patty Paper, Case of 5000 | Case | 1/10 |

**KATTEX™
BURGER PATTY PRESS**

HBP-3



KATTEX™

FRUIT & VEGETABLE SLICER



FVS-1



FVS-1 mounted and ready



STATIKboard™

Patented
original design

NSF CBM-1218



QUICK-SLICE FRUIT & VEGETABLE SLICER

Save on time and labor - simply place produce in the holder to turn out uniform slices in seconds.

- ◆ Aluminum construction with 9-1/4" stainless steel adjustable blade
- ◆ Adjustable thickness gauge - select from 1/16" (1mm) up to 1/2" (12mm) thick slicing
- ◆ Accommodates fruits/vegetables up to 4" diameter and 5-1/2" in length
- ◆ Mounting bracket included - mounts directly to work surface, or on the cutting board mount (CBM-1218)

| ITEM | OVERALL DIMENSIONS L" X D" X H" (mm) | SHIP WEIGHT |
|-------|--------------------------------------|--------------------|
| FVS-1 | 16 x 8-11/16 x 16 (406 x 220 x 406) | 12.1 lbs (5.5 kgs) |

| ITEM | DESCRIPTION | UOM | CASE |
|---------|--|------|------|
| FVS-1 | 21"L x 10-3/4"W x 16"H | Each | 1/2 |
| FVS-1B | 2-Pc Replacement Blades | Set | 1/10 |
| FVS-1SB | Replacement Shaft and Blade Turntable Assembly | Each | 1/6 |



Thickness gauge



Replacement blade

CUTTING BOARD MOUNT FOR FRUIT & VEGETABLE SLICER

Add portability to Kattex FVS-1 Slicer with this customized STATIKBOARD™ cutting board mount. The molded-through, non-slip feet prevent slipping & sliding, even on wet countertops, and the fully-rubberized hook provides easy storage.

- ◆ Board size: 12" (30.5mm) x 18" (45.7mm) x 1/2" (1.3mm)
- ◆ Built-in hook for easy transport and hygienic storage
- ◆ Dishwasher safe tough durable copolymer board construction
- ◆ Stainless steel flush mounting hardware included (mounting bracket sold separately or comes with FVS-1)

| ITEM | DESCRIPTION | UOM | CASE |
|----------|-------------------------------|------|------|
| CBM-1218 | Cutting Board Mount for FVS-1 | Each | 1 |



PRECISE-SLICE TOMATO SLICERS

Razor sharp stainless steel blades cradle delicate tomatoes, while smoothly and swiftly producing clean, uniform slices.

- ◆ Cast aluminum frame with stainless steel blades for even, clean cuts; blades are replaceable
- ◆ Ergonomic vertical handle provides smooth, effortless slicing
- ◆ Cuts 2 dozen tomatoes into 3/16" or 1/4" thick slices in only 1 minute!
- ◆ HDPE slicing surface for safe & durable food processing
- ◆ Rubber non-slip feet ensure maximum stability
- ◆ Slicers come standard with a stop/hold bracket

| ITEM | OVERALL DIMENSIONS L" X D" X H" (mm) | SHIP WEIGHT |
|----------|--|-------------------|
| TTS-188 | 16-1/2 x 8-1/4 x 9-1/2 (420 x 210 x 240) | 9.3 lbs (4.2 kgs) |
| TTS-188S | | |
| TTS-250 | | |
| TTS-250S | | |

| ITEM | DESCRIPTION | UOM | CASE |
|----------|----------------------------|-----|------|
| TTS-188 | 3/16" Cut w/Straight Blade | Set | 1/4 |
| TTS-188S | 3/16" Cut w/Serrated Blade | Set | 1/4 |
| TTS-250 | 1/4" Cut w/Straight Blade | Set | 1/4 |
| TTS-250S | 1/4" Cut w/Serrated Blade | Set | 1/4 |

TOMATO SLICER ACCESSORIES


| ITEM | DESCRIPTION | UOM | CASE |
|------------|---|------|------|
| TTS-188-B | 3/16" Straight Blade Assembly for TTS-188 | Set | 1/12 |
| TTS-188S-B | 3/16" Serrated Blade Assembly for TTS-188 | Set | 1/12 |
| TTS-250-B | 1/4" Straight Blade Assembly for TTS-250 | Set | 1/12 |
| TTS-250S-B | 1/4" Serrated Blade Assembly for TTS-250 | Set | 1/12 |
| KAT-FE | 4-Pc Replacement Feet Set | Set | 1 |
| KAT-WR | Dual-End Wrench | Each | 1/25 |

KATTEXTM TOMATO SLICERS

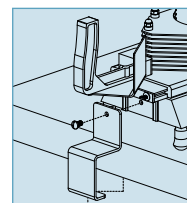
Includes blade replacement wrench




TTS-188



TTS-188-B



Stop/hold bracket included



TTS-188S-B



KAT-WR

TTS-SERIES NSF

QUICK-SLICE CHEESE SLICERS

Make light work of slicing a variety of semi-soft cheeses, with uniform, consistent results. Ideal for portion control and faster food prep.

- ◆ Cast aluminum construction with stainless steel wires
- ◆ Cutting area accommodates 1/3 of a 5 lb cheese block
- ◆ Cut 3/8" or 3/4" cheese sticks, cubes or slices
- ◆ Cleaning brush included

| ITEM | OVERALL DIMENSIONS L" X D" X H" (mm) | SHIP WEIGHT |
|---------|--|-------------------|
| TCT-375 | 13 1/4 x 6 1/4 x 4 1/2 (335 x 170 x 115) | 4.2 lbs (1.9 kgs) |
| TCT-750 | | |

| ITEM | DESCRIPTION | UOM | CASE |
|---------|-------------|------|------|
| TCT-375 | 3/8" Cut | Each | 1/4 |
| TCT-750 | 3/4" Cut | Each | 1/4 |

CHEESE SLICER ACCESSORIES

| ITEM | DESCRIPTION | UOM | CASE |
|----------|-----------------------------|-----|------|
| TCT-375B | Replacement Bow for TCT-375 | Set | 1/10 |
| TCT-750B | Replacement Bow for TCT-750 | Set | 1/10 |



TCT-375B
3/8" wide cuts



TCT-750B
3/4" wide cuts



Uniformly slice
cheese blocks

KATTEXTM CHEESE SLICERS



TCT-375

TCT-750

TCT-SERIES NSF

KATTEX™ ONION SLICERS



Includes leg-mounting wrench



KAT-WR



OS-250B
Blade set assembly

NSF OS-SERIES



QUICK-SLICE ONION/FRUIT/VEGETABLE SLICERS

Quickly produce evenly sliced coins of fruits and vegetables in a single smooth stroke.

- ◆ Aluminum construction with stainless steel blades
- ◆ Unique lever-handle allows for quick and easy operation
- ◆ Sturdy base with non-skid feet
- ◆ Two blades included can be stacked to create a finer cut
- ◆ 4-1/2" x 3-3/4" cutting area

| ITEM | OVERALL DIMENSIONS L" X D" X H" (mm) | SHIP WEIGHT |
|--------|--------------------------------------|--------------------|
| OS-188 | 19 x 10 x 19 (483x 254 x 483) | 17.8 lbs (8.1 kgs) |
| OS-250 | | |

| ITEM | DESCRIPTION | UOM | CASE |
|--------|-------------|------|------|
| OS-188 | 3/16" Cut | Each | 1/2 |
| OS-250 | 1/4" Cut | Each | 1/2 |


ONION/FRUIT/VEGETABLE SLICER ACCESSORIES

| ITEM | DESCRIPTION | UOM | CASE |
|-----------|---|------|------|
| OS-188B | 3/16" Blade Set Assembly for OS-series, 2-Pcs/Set | Set | 1/10 |
| OS-250B | 1/4" Blade Set Assembly for OS-series, 2-Pcs/Set | Set | 1/10 |
| KAT-FT | 4-Pc Replacement Feet Set | Set | 1 |
| KAT-BS-OT | 4-Pc Replacement Bushings | Set | 1 |
| KAT-WR | Dual-End Wrench | Each | 1/25 |

KATTEX™ LETTUCE CUTTER



Includes leg-mounting wrench



TLC-1-B



KAT-WR

NSF TLC-SERIES



QUICK-SLICE LETTUCE CUTTER

Cut multiple heads of crisp, fresh lettuce in seconds. The interlocking scalloped, pretensioned blades are sized to cut 1 inch squares of cored lettuce, without bruising or browning.

- ◆ Aluminum frame with easy-grip handle
- ◆ Stainless steel blade with 49 square cuts
- ◆ Cuts lettuce into 1" x 1" slices in less than 1 minute
- ◆ Rubber feet prevent slipping/scratching on work surface
- ◆ 7" x 7" cutting area

| ITEM | OVERALL DIMENSIONS L" X D" X H" (mm) | SHIP WEIGHT |
|-------|--------------------------------------|-------------------|
| TLC-1 | 13 x 18 x 20 (330 x 457 x 508) | 17.8lbs (8.1 kgs) |

| ITEM | DESCRIPTION | UOM | CASE |
|-------|-------------|------|------|
| TLC-1 | 1" x 1" Cut | Each | 1/2 |

LETTUCE CUTTER ACCESSORIES

| ITEM | DESCRIPTION | UOM | CASE |
|-----------|-----------------------------|------|------|
| TLC-1-B | Replacement Blade for TLC-1 | Each | 1/10 |
| KAT-FT | 4-Pc Replacement Feet Set | Set | 1 |
| KAT-BS-OT | 4-Pc Replacement Bushings | Set | 1 |
| KAT-WR | Dual-End Wrench | Each | 1/25 |

QUICK-SLICE CHOPPERS/DICERS

For perfectly diced onions and tomatoes, and cucumbers too, turn to the Kattex Chopper/Dicer.

- ◆ Cast aluminum construction with stainless steel blades
- ◆ Sturdy base with non-skid feet
- ◆ 3-3/8" x 3-3/8" cutting area

| ITEM | OVERALL DIMENSIONS L" X D" X H" (mm) | SHIP WEIGHT |
|---------|--|-------------------|
| HCD-250 | 7-15/16 x 7-15/16 x 18-1/2 (200 x 200 x 470) | 7.1 lbs (3.2 kgs) |
| HCD-375 | | |
| HCD-500 | | |


| ITEM | DESCRIPTION | UOM | CASE |
|---------|-------------|------|------|
| HCD-250 | 1/4" Cut | Each | 1/4 |
| HCD-375 | 3/8" Cut | Each | 1/4 |
| HCD-500 | 1/2" Cut | Each | 1/4 |

CHOPPER/DICER ACCESSORIES

| ITEM | DESCRIPTION | UOM | CASE |
|-----------|---|-----|------|
| HCD-250BK | 1/4" Replacement Blade & Block for HCD-series | Set | 1/10 |
| HCD-375BK | 3/8" Replacement Blade & Block for HCD-series | Set | 1/10 |
| HCD-500BK | 1/2" Replacement Blade & Block for HCD-series | Set | 1/10 |
| HCD-BR | 2-Pc Black Rubber Ring | Set | 1/50 |
| KAT-FI | 4-Pc Replacement Feet Set | Set | 1 |
| KAT-BS-FH | 4-Pc Replacement Bushings | Set | 1 |

KATTEX™
CHOPPERS/DICERS

HCD-250



Replacement blade and block

HCD-SERIES **NSF****QUICK-SLICE FRUIT WEDGE SLICERS**

Get quick and uniform wedges of fruit with a push of the handle. Ideal for coring and sectioning apples, lemons, limes, oranges, and tomatoes.

- ◆ Aluminum construction with sharp stainless steel blades that minimize squeezing and bruising
- ◆ Sturdy base with non-skid feet
- ◆ 3-1/2" diameter cutting area

| ITEM | OVERALL DIMENSIONS L" X D" X H" (mm) | SHIP WEIGHT |
|-------|--|-------------------|
| FWS-6 | 7-15/16 x 7-15/16 x 18-1/2 (200 x 200 x 470) | 5.7 lbs (2.6 kgs) |
| FWS-8 | | |

| ITEM | DESCRIPTION | UOM | CASE |
|-------|-------------|------|------|
| FWS-6 | 6-Wedge | Each | 1/4 |
| FWS-8 | 8-Wedge | Each | 1/4 |

KATTEX™
FRUIT WEDGE SLICERS

FWS-8

FWS-6BC
Apple corer bladeFWS-6BK
Replacement wedger and
blade for citrus fruitsFWS-SERIES **NSF****FRUIT WEDGE SLICER ACCESSORIES**

| ITEM | DESCRIPTION | UOM | CASE |
|-----------|--------------------------------------|------|------|
| FWS-6BK | 6-Section Wedger & Blade Replacement | Set | 1/10 |
| FWS-8BK | 8-Section Wedger & Blade Replacement | Set | 1/10 |
| FWS-6BC | 6-Slice Apple Corer Blade | Each | 10 |
| FWS-8BC | 8-Slice Apple Corer Blade | Each | 10 |
| KAT-FI | 4-Pc Replacement Feet Set | Set | 1 |
| KAT-BS-FH | 4-Pc Replacement Bushings | Set | 1 |




KATTEX™**FRENCH FRY CUTTERS - HEAVY-DUTY**

HFC-375



Wall mounted with HFC-BK



Replacement block and cut blade assembly



HFC-SERIES

**QUICK-SLICE FRENCH FRY CUTTERS - HEAVY-DUTY**

Add speed and efficiency to slicing potatoes, and fruits & vegetables. The durable cast iron body construction with stainless steel components ensures the cutter will withstand years of high-volume, heavy-duty use.

- ◆ Press down on the short throw handle with comfortable grip for uniform cuts in one smooth stroke
- ◆ Extremely durable cast iron body with stainless steel components
- ◆ Affix to counter or wall mount; wall bracket sold separately
- ◆ 3-3/8" x 3-3/8" cutting area
- ◆ Accessories to modify cut sizes and styles sold separately

| ITEM | OVERALL DIMENSIONS L" X D" X H" (mm) | SHIP WEIGHT |
|---------|--------------------------------------|--------------------|
| HFC-250 | 8 x 14 x 16 1/4 (203 x 356 x 426) | 12.7 lbs (5.8 kgs) |
| HFC-375 | | 13.6 lbs (6.2 kgs) |
| HFC-500 | | 13.3 lbs (6 kgs) |

| ITEM | DESCRIPTION | UOM | CASE |
|---------|-------------|-----|------|
| HFC-250 | 1/4" Cut | Set | 1 |
| HFC-375 | 3/8" Cut | Set | 1 |
| HFC-500 | 1/2" Cut | Set | 1 |

FRENCH FRY CUTTER ACCESSORIES

| ITEM | DESCRIPTION | UOM | CASE |
|----------|---------------------------------|------|------|
| HFC-250R | 1/4" Cut Replacement Blade | Set | 1/48 |
| HFC-375R | 3/8" Cut Replacement Blade | Set | 1/48 |
| HFC-500R | 1/2" Cut Replacement Blade | Set | 1/48 |
| HFC-250B | 1/4" Cut Blade Assembly | Set | 1/24 |
| HFC-375B | 3/8" Cut Blade Assembly | Set | 1/24 |
| HFC-500B | 1/2" Cut Blade Assembly | Set | 1/24 |
| HFC-250K | Pusher Block for 1/4" and 1/2" | Each | 1/24 |
| HFC-375K | Pusher Block for 3/8" Cut Blade | Each | 1/24 |
| HFC-BK | Wall Bracket for HFC series | Each | 1/12 |

FRENCH FRY CUTTERS - MEDIUM-DUTY

FFC-375



FFC-250B



FFC-250K



FFC-500P



FFC-6B



FFC-6K

**FRENCH FRY CUTTERS - MEDIUM-DUTY**

- ◆ Made of heavy-duty cast iron and fitted with sharp stainless steel blades for even slicing
- ◆ Ergonomic handle for easy operation, and sturdy legs for stability on countertop/work surfaces

| ITEM | OVERALL DIMENSIONS L" X D" X H" (mm) | SHIP WEIGHT |
|---------|--------------------------------------|-------------------|
| FFC-250 | 8 x 14 x 16 1/4 (203 x 356 x 426) | 11.6 lbs (5.3 kg) |
| FFC-375 | | |
| FFC-500 | | |


| ITEM | DESCRIPTION | UOM | CASE |
|---------|-------------|------|------|
| FFC-250 | 1/4" Cut | Each | 1 |
| FFC-375 | 3/8" Cut | Each | 1 |
| FFC-500 | 1/2" Cut | Each | 1 |

MEDIUM-DUTY FRENCH FRY CUTTER ACCESSORIES

| ITEM | DESCRIPTION | UOM | CASE |
|----------|-------------------------------|------|------|
| FFC-250B | Blade Assembly for FFC-250 | Each | 24 |
| FFC-250K | Pusher Block for FFC-250 | Each | 24 |
| FFC-375B | Blade Assembly for FFC-375 | Each | 24 |
| FFC-375K | Pusher Block for FFC-375 | Each | 24 |
| FFC-500B | Blade Assembly for FFC-500 | Each | 24 |
| FFC-500K | Pusher Block for FFC-500 | Each | 24 |
| FFC-6B | 6 Wedge Cut Blade Assembly | Each | 1/24 |
| FFC-6K | Pusher Block for FFC-6B | Each | 1/24 |
| FFC-8B | 8 Wedge Cut Blade Assembly | Each | 1/24 |
| FFC-8K | Pusher Block for FFC-8B | Each | 1/24 |
| FFC-500P | Pusher Support for FFC-Series | Each | 12 |
| HFC-BK | Wall Bracket | Each | 1/12 |

winco[®] BENCH MARK[™] USA

Concession Equipment and Supplies



The product & package images shown are for illustration purposes and may differ from actual.
Products and specifications subject to change without notice.



POPCORN MACHINES



11040, 11060, & 11080



30010



STREET VENDOR™ POPCORN MACHINES

Take a walk down memory lane with "Street Vendor". Styled after old-time boardwalks of Coney Island and Palisades Park, they remind of an era when vendors sold popcorn on street corners all across America.

- ◆ Easy to use, simple two-switch operation
- ◆ Built-in heated warming deck and warmer light (bulb not included)
- ◆ Old maid drawer catches unpopped kernels
- ◆ Stainless steel food-zone
- ◆ Thick 20 mil non-stick coated popping kettle
- ◆ Tempered glass panels on front and side
- ◆ Clear plexiglass doors at rear

| ITEM | OVERALL DIMENSIONS L" X D" X H" (mm) | POWER | PLUG | SHIP WEIGHT |
|-------|---|-------------------------|------------|-------------------|
| 11040 | 21 x 18 x 34 (534 x 457 x 864) | 120V~60Hz, 1040W, 8.6A | NEMA 5-15P | 62 lbs (28.1 kgs) |
| 11060 | | 120V~60Hz, 1240W, 10.3A | | 64 lbs (29 kgs) |
| 11080 | | 120V~60Hz, 1490W, 12.4A | | 66 lbs (30 kgs) |

| ITEM | DESCRIPTION | UOM | CASE |
|-------|-------------|-----|------|
| 11040 | 4 oz Kettle | Set | 1 |
| 11060 | 6 oz Kettle | Set | 1 |
| 11080 | 8 oz Kettle | Set | 1 |



Catch tray



Simple two-switch operation



Old maid drawer catches unpopped kernels

STREET VENDOR™ CART

- ◆ Spoked wheels and sturdy handle for easy transport
- ◆ Merchandising side shelf
- ◆ Operator-side storage & work space

| ITEM | DESCRIPTION | UOM | CASE |
|-------|---|-----|------|
| 30010 | Cart/Trolley for Street Vendor Popcorn Machines 38"w x 23"d x 33"h | Set | 1 |



Convenient storage compartment on service side

The product & package images shown are for illustration purposes and may differ from actual.




METROPOLITAN™ POPCORN MACHINES

The design of "Metropolitan", inspired by the Art Deco style of the 1930's, brings a unique, attractive appeal.

- ◆ Easy to use, simple two-switch operation
- ◆ Built-in heated warming deck and warmer light (bulb not included)
- ◆ Old maid drawer catches unpopped kernels
- ◆ Stainless steel food-zone
- ◆ Thick 20 mil non-stick coated popping kettle
- ◆ Tempered glass panels on front and side
- ◆ Clear plexiglass doors at rear

| ITEM | OVERALL DIMENSIONS L" X D" X H" (mm) | POWER | PLUG | SHIP WEIGHT |
|-------|---|-------------------------|------------|-------------------|
| 11045 | 18-½ x 14 x 30 (470 x 356 x 762) | 120V-60Hz, 1040W, 8.6A | NEMA 5-15P | 51 lbs (23.1 kgs) |
| 11065 | | 120V-60Hz, 1240W, 10.3A | | 52 lbs (23.6 kgs) |

| ITEM | DESCRIPTION | UOM | CASE |
|-------|-------------|-----|------|
| 11045 | 4 oz Kettle | Set | 1 |
| 11065 | 6 oz Kettle | Set | 1 |



Catch tray



Simple two-switch operation



Old maid drawer catches unpopped kernels

METROPOLITAN™ PEDESTAL BASE

- ◆ 3" swivel casters for easy mobility
- ◆ Storage compartment with interior shelf & door

| ITEM | DESCRIPTION | UOM | CASE |
|-------|---|-----|------|
| 30050 | Pedestal Base for Metropolitan Popcorn Machines 18-5/8"L x 14-1/4"D x 32-7/8"H | Set | 1 |




Textured storage door handle



Convenient storage compartment on service side

BENCHMARK USA™

POPCORN MACHINES



Attach decorative element to front or back



11045 & 11065



30050

The product & package images shown are for illustration purposes and may differ from actual.





POPCORN MACHINES



11048 & 11068



30080



PREMIERE™ POPCORN MACHINES

"Premiere" flavorful popped corn in big-screen style.

- ◆ Easy to use, simple two-switch operation
- ◆ Warmer light (bulb not included)
- ◆ Old-maid drawer catches unpopped kernels
- ◆ Stainless steel food-zone for easy cleaning
- ◆ Thick 20 mil non-stick coated popping kettle
- ◆ Tempered glass panels on front and side
- ◆ Clear plexiglass doors at rear

| ITEM | OVERALL DIMENSIONS L" X D" X H" (mm) | POWER | PLUG | SHIP WEIGHT |
|-------|---|------------------------|------------|-------------------|
| 11048 | 18-1/2 x 14 x 26-1/2 (470 x 356 x 673) | 120V-60Hz, 940W, 7.8A | NEMA 5-15P | 49 lbs (22.3 kgs) |
| 11068 | | 120V-60Hz, 1140W, 9.5A | | 50 lbs (22.7 kgs) |

| ITEM | DESCRIPTION | UOM | CASE |
|-------|-------------|-----|------|
| 11048 | 4 oz Kettle | Set | 1 |
| 11068 | 6 oz Kettle | Set | 1 |



Catch tray



Simple two-switch
operation



Old maid drawer
catches unpopped
kernels

PREMIERE™ PEDESTAL BASE

- ◆ 3" swivel casters for easy mobility
- ◆ Storage compartment with interior shelf

| ITEM | DESCRIPTION | UOM | CASE |
|-------|--|-----|------|
| 30080 | Pedestal Base for Premiere Popcorn Machines 18-5/8"L x 14-1/4"D x 32-7/8"H | Set | 1 |



Convenient storage
compartment on service side

The product & package
images shown are for
illustration purposes and
may differ from actual.


SILVER SCREEN™ POPCORN MACHINES

"Silver Screen" is simple in looking and is technically savvy. A separate cabinet thermostat and temperature indicator accurately controls the heat, ensuring that your popcorn is always at the perfect serving temperature.

- ◆ Stainless steel cabinet and food-zone
- ◆ Thermostatically controlled serving temperature
- ◆ Four-switch configuration allows for any operating situation
- ◆ Built-in warmer light (bulb not included)
- ◆ Old maid drawer catches unpopped kernels
- ◆ Superior performance hard-coat anodized, high thermal popping kettle

| ITEM | OVERALL DIMENSIONS L" X D" X H" (mm) | POWER | PLUG | SHIP WEIGHT |
|-------|---|-------------------------|--------------------------------------|------------------|
| 11087 | 20 x 17 x 30 (508 x 432 x 762) | 120V-60Hz, 1490W, 12.4A | NEMA 5-15P | 60 lb (27.2 kgs) |
| 11147 | 24 x 19 x 36 (610 x 483 x 915) | 120V-60Hz, 1740W, 14.5A | NEMA 5-15P NEMA 5-20P (Canada) | 95 lb (43.1 kgs) |

| ITEM | DESCRIPTION | UOM | CASE |
|-------|--------------|-----|------|
| 11087 | 8 oz Kettle | Set | 1 |
| 11147 | 14 oz Kettle | Set | 1 |



Catch tray



Four-switch operation



Old maid drawer catches unpopped kernels

SILVER SCREEN™ PEDESTAL BASE

- ◆ 3" locking swivel casters for easy mobility
- ◆ Storage compartment with interior shelf

| ITEM | DESCRIPTION | UOM | CASE |
|-------|---|-----|------|
| 30087 | 8 oz Pedestal Base 20"W x 17"D x 33"H | Set | 1 |
| 30147 | 14 oz Pedestal Base 24"W x 20"D x 33"H | Set | 1 |



Plenty of storage space



Convenient storage compartment on service side

BENCHMARK USA™

POPCORN MACHINES



11087



11147



11087 & 11147



30087





POPCORN POPPERS



POP-8R

Cart features same fun decal as POP-8R



POP-8RC



Storage compartment

SHOWTIME!™ RED POPCORN MACHINE

It's ShowTime!™. Attractive, fun graphics and vibrant colors draw in popcorn profits.

- ◆ Removable non-stick 8 oz stainless steel kettle with twist-lock disconnect
- ◆ Independent illuminated control switches for Light, and Heat, Turn (motor)
- ◆ Front & side tempered glass panels
- ◆ Rear clear plexiglass door(s)
- ◆ Mirror polished stainless steel fold-out tray for easy access
- ◆ Built in warmer light
- ◆ Under-deck warming element
- ◆ Removable unpopped kernel tray

| OVERALL DIMENSIONS L" X D" X H" (mm) | POWER | PLUG | SHIP WEIGHT |
|---|-----------------------|------------|-------------------|
| 22 x 16-1/2 x 30 (559 x 420 x 762) | 110V-60Hz, 1320W, 12A | NEMA 5-15P | 55.1 lbs (25 kgs) |



| ITEM | DESCRIPTION | UOM | CASE |
|---------|---|------|------|
| POP-8R | Red Popcorn Popper, Teflon® Coated Non-Stick Kettle | Set | 1 |
| POP8-P1 | Replacement Non-stick Kettle | Each | 1 |

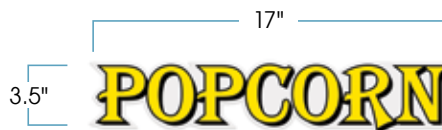
SHOWTIME!™ RED POPCORN MACHINE CART

- ◆ Allows the (POP-8R) Popcorn Machine to be portable
- ◆ Ideal where counterspace is limited
- ◆ 23-1/2" spoked wheels with inflatable rubber tires and sturdy handle for easy transport
- ◆ Convenient compartment on operator-side for storage and additional work space
- ◆ Overall Dimensions: 36-7/8"L x 22-3/4"D x 34-5/8"H



| ITEM | DESCRIPTION | UOM | CASE |
|-----------|------------------------|------|------|
| POP-8RC | Red Cart for POP-8R | Set | 1 |
| POP-8RC-D | Yellow "POPCORN" Decal | Each | 1 |

Traditional-style
decal option



POP-8RC-D

SHOWTIME!™ BLACK POPCORN MACHINE

It's ShowTime!™. Attractive, fun graphics and vibrant colors draw in popcorn profits.

- ◆ Removable 8 oz stainless steel kettle with twist-lock disconnect
- ◆ Independent illuminated control switches for Light, Heat, Turn (motor), and Power
- ◆ Front & side tempered glass panels
- ◆ Rear clear plexiglass door(s)
- ◆ Mirror polished stainless steel fold-out tray for easy access
- ◆ Built in warmer light
- ◆ Under-deck warming element
- ◆ Removable unpopped kernel tray

| OVERALL DIMENSIONS L" X D" X H" (mm) | POWER | PLUG | SHIP WEIGHT |
|---|------------------------|------------|---------------------|
| 17-¾ x 14-¾ x 23-½ (450 x 375 x 597) | 110V~60Hz, 1150W, 9.5A | NEMA 5-15P | 40.8 lbs (18.5 kgs) |

| ITEM | DESCRIPTION | UOM | CASE |
|---------|-------------------------------|------|------|
| POP-8B | Black Popcorn Popper | Set | 1 |
| POP8-P2 | Replacement Kettle for POP-8B | Each | 1 |



POPCORN POPPERS



ULTRA-BRIGHT "POPCORN" LED SIGN

Extremely bright and eye-catching in any environment, with simple, attractive, colorful graphics.

- ◆ 12V vivid LED back-light
- ◆ Durable extruded aluminum frame
- ◆ Hangs flat against the wall
- ◆ Environmentally friendly

| ITEM | DESCRIPTION | UOM | CASE |
|-------|---|------|------|
| 92001 | UltraBright Sign - Popcorn 16"W x 1-¼"D x 12"H | Each | 1/5 |



POPCORN SIGN



POPCORN ACCESSORIES

| ITEM | DESCRIPTION | UOM | CASE |
|--------|--|------|--------|
| MCP-4P | Measuring Cup Set, 4pcs, Wire Hdl, S/S | Set | 12/48 |
| PS-20 | 20 oz PC Scoop, Clear | Each | 24/144 |
| 42030 | Aluminum Speed Scoop | Each | 50 |
| 72301 | 1oz Pump | Each | 1 |

POPCORN SUPPLIES



72301

Refer to page 314
for scoop holder



PS-20

Holes sift out
unpopped kernels



42030



MCP-4P



The product & package images shown are for illustration purposes and may differ from actual.





POPCORN SUPPLIES



40004
40006
40008

UNPOPPED TO POPPED KERNEL CONVERSION

| UNPOPPED KERNELS | | | POPPED POPCORN | | |
|------------------|--------|---------|----------------|-------|---------|
| 1 oz | 2 Tbsp | 1/8 cup | 32 oz | 1 Qt | 4 cups |
| 4 oz | | 1/2 cup | 128 oz | 4 Qts | 16 cups |
| 6 oz | | 3/4 cup | 192 oz | 6 Qts | 24 cups |
| 8 oz | | 1 cup | 256 oz | 8 Qts | 32 cups |

POPCORN PORTION PACKS

| ITEM | DESCRIPTION | UOM | CASE |
|-------|---------------------|------|------|
| 40004 | 4oz - 24 packs/case | Case | 1 |
| 40006 | 6oz - 24 packs/case | Case | 1 |
| 40008 | 8oz - 24 packs/case | Case | 1 |



40507

BULK POPCORN KERNEL BAGS

| ITEM | DESCRIPTION | UOM | CASE |
|-------|---------------------------|------|------|
| 40507 | 12.5 lb Bag - 4 Bags/Case | Case | 1 |



Popcorn
kernels, oils,
& flavorings!

POPCORN POPPING OILS

| ITEM | DESCRIPTION | UOM | CASE |
|-------|--------------------------|------|------|
| 40012 | Canola Oil - Gallon | Each | 4 |
| 40011 | Coconut Oil - Gallon | Each | 1 |
| 40015 | Coconut Oil - 50 lb Pail | Each | 1 |



40015



40011



40012

POPCORN FLAVORINGS

| ITEM | DESCRIPTION | UOM | CASE |
|-------|-------------------------------|------|------|
| 40010 | Buttery Salt - 35oz | Each | 12 |
| 40017 | Buttery Topping - 1 Gallon | Each | 4 |
| 40021 | Caramel Corn Glaze - 28oz | Each | 12 |
| 40023 | Cheddar Cheese Mix - 1 Gallon | Each | 1 |



40010



40021



40017



40023

The product & package images shown are for illustration purposes and may differ from actual.

POPCORN PAPER BAGS

| ITEM | DESCRIPTION | DIMENSIONS | PCS/CASE | UOM | CASE |
|-------|-------------|-------------------|----------|------|------|
| 41001 | 1oz | 2" x 3.5" x 8" | 1,000 | Case | 1 |
| 41002 | 1.5oz | 2.5" x 4" x 8.25" | 1,000 | Case | 1 |
| 41003 | 2oz | 5.25" x 12" | 1,000 | Case | 1 |

BENCH MARK USA™

**POPCORN
SUPPLIES**



4100X SERIES

POPCORN BUTTER BAGS

| ITEM | DESCRIPTION | DIMENSIONS | PCS/CASE | UOM | CASE |
|---------|---------------|--------------------------|----------|------|------|
| 41232CS | 32oz, Red | 4.25"L x 2.5"W x 7"H | 1,000 | Case | 1 |
| 41246CS | 46oz, Orange | 4.5"L x 2.5"W x 8.25"H | 1,000 | Case | 1 |
| 41285CS | 85oz, Blue | 5"L x 3.5"W x 9.5"H | 1,000 | Case | 1 |
| 41230CS | 130oz, Green | 6"L x 3.75"W x 10.5"H | 500 | Case | 1 |
| 41270CS | 170oz, Purple | 7.5"L x 3.75"W x 10.75"H | 500 | Case | 1 |



412XXCS SERIES

POPCORN TAPERED SCOOP BOXES

| ITEM | DESCRIPTION | DIMENSIONS | PCS/CASE | UOM | CASE |
|---------|-------------|-----------------------|----------|------|------|
| 41044CS | 0.75oz | 3.5"W x 3.5"D x 6"H | 500 | Case | 1 |
| 41047CS | 1.25oz | 3.5"W x 3.5"D x 7.5"H | 500 | Case | 1 |
| 41048CS | 2.5oz | 4"W x 4"D x 8"H | 500 | Case | 1 |



4104XCS SERIES

CLOSED-TOP POPCORN BOXES

| ITEM | DESCRIPTION | DIMENSIONS | PCS/CASE | UOM | CASE |
|---------|-------------|------------------------|----------|------|------|
| 41549CS | 0.75oz | 4"W x 2"D x 6.5"H | 500 | Case | 1 |
| 41557CS | 0.95oz | 4.25"W x 2"D x 7"H | 500 | Case | 1 |
| 41563CS | 1.25oz | 4.75"W x 2"D x 7.5"H | 500 | Case | 1 |
| 41569CS | 2.0oz | 5.75"W x 2"D x 8.5"H | 500 | Case | 1 |
| 41574CS | 2.5oz | 5.75"W x 2.5"D x 8.5"H | 250 | Case | 1 |



415XXCS SERIES

POPCORN TUBS

| ITEM | DESCRIPTION | DIMENSIONS (W = AT TOP) | PCS/CASE | UOM | CASE |
|---------|-------------|-------------------------|----------|------|------|
| 41432CS | 32oz | 4.5"W x 5.75"H | 500 | Case | 1 |
| 41446CS | 46oz | 4.75"W x 7"H | 600 | Case | 1 |
| 41485CS | 85oz | 7"W x 6.5"H | 300 | Case | 1 |
| 41430CS | 130oz | 7.5"W x 8.25"H | 300 | Case | 1 |
| 41470CS | 170oz | 7.5"W x 10"H | 150 | Case | 1 |



414XXCS SERIES

The product & package images shown are for illustration purposes and may differ from actual.





COTTON CANDY MACHINES & SUPPLIES

60 cones
per hour



81011A



81011A

ZEPHYR™ COTTON CANDY MACHINE - PORTABLE

Easy to operate and produce up to 60 cones per hour, great for "on demand" service.

- ◆ Lightweight design with two handles for easy transport
- ◆ Stainless steel 20-1/2" dia bowl locks securely onto base
- ◆ Spinner head easily removes for cleaning
- ◆ Low vibration 1.2hp heavy-duty belt drive motor and replacement belt

| ITEM | OVERALL DIMENSIONS L" X D" X H" (mm) | POWER | PLUG | SHIP WEIGHT |
|--------|---|----------------------|------------|-------------------|
| 81011A | 21 x 21 x 16 (534 x 534 x 406) | 120V~60Hz, 1080W, 9A | NEMA 5-15P | 28 lbs (12.7 kgs) |

| ITEM | DESCRIPTION | UOM | CASE |
|---------|---|------|------|
| 81011A | Zephyr Cotton Candy Machine | Set | 1 |
| CCM-28C | Clear Plastic Dome Cover 21"Dia x 14"H | Each | 1/5 |

Includes floss sugar scooper



30090


ZEPHYR™ COTTON CANDY MACHINE CART

Stylish and convenient cotton candy trolley with ample work space and storage.

- ◆ Fits the Zephyr cotton candy machine
- ◆ Operator side storage shelf
- ◆ 3 cone holders integrated on side shelf

| ITEM | DESCRIPTION | UOM | CASE |
|-------|---------------------------------------|-----|------|
| 30090 | Cart/Trolley 60" L x 24" D x 32" H | Set | 1 |

Integrated
cone
holders



8200XCS-SERIES



83007

COTTON CANDY SUGAR FLOSS

- ◆ 6 cartons/case

| ITEM | DESCRIPTION | UOM | CASE |
|---------|------------------------------|------|------|
| 82001CS | Blue Raspberry 3.25lb carton | Case | 1 |
| 82002CS | Bubblegum 3.25lb carton | Case | 1 |
| 82003CS | Cherry 3.25lb carton | Case | 1 |
| 82004CS | Grape 3.25lb carton | Case | 1 |
| 82005CS | Pink Vanilla 3.25lb carton | Case | 1 |
| 82006CS | Strawberry 3.25lb carton | Case | 1 |

COTTON CANDY PAPER CONES

| ITEM | DESCRIPTION | UOM | CASE |
|-------|------------------|------|------|
| 83005 | 1,000 Cones/Pack | Pack | 1 |

COTTON CANDY POLY BAGS

| ITEM | DESCRIPTION | UOM | CASE |
|---------|----------------------------|------|------|
| 83001CS | Poly Bags -1,000 Bags/Case | Case | 1 |



83001CS

The product & package images shown are for illustration purposes and may differ from actual.

SHOWTIME!™ COTTON CANDY MACHINES

It's ShowTime!™. Attractive, fun graphics and vibrant colors draw in cotton candy profits.

- ◆ Simple, easy-to-use controls; makes 120 cones per hour
- ◆ Stainless steel 20-1/2" dia bowl locks securely onto base
- ◆ Large capacity built-in stainless steel supply drawer
- ◆ Spinner head holds 4oz of sugar and releases floss vertically, which prevents clogging
- ◆ Low vibration 1.5hp heavy-duty belt drive motor and two (2) replacement belts
- ◆ Easy access to voltage meter and fuse for use with generators and power supplies

SHOWTIME!™ COTTON CANDY MACHINE

| OVERALL DIMENSIONS L" X D" X H" (mm) | POWER | PLUG | SHIP WEIGHT |
|---|----------------------|------------|-----------------|
| 20½ x 20½ x 18½ (520 x 520 x 480) | 110V~60Hz, 1080W, 9A | NEMA 5-15P | 33 lbs (15 kgs) |

| ITEM | DESCRIPTION | UOM | CASE |
|--------|----------------------|-----|------|
| CCM-28 | Cotton Candy Machine | Set | 1 |

Includes floss sugar scooper

SHOWTIME!™ COTTON CANDY MACHINE WITH CART

- ◆ High polished push handle and spoked wheels
- ◆ 13" inflatable rubber tires for easy transport
- ◆ Two (2) side shelves for merchandising product (each shelf measures 11" x 12-5/8"); one side with handle and other with slots to hold cones

| OVERALL DIMENSIONS L" X D" X H" (mm) | POWER | PLUG | SHIP WEIGHT |
|---|----------------------|------------|---------------------|
| 37¾ x 20½ x 34½ (959 x 520 x 876) | 110V~60Hz, 1080W, 9A | NEMA 5-15P | 49.6 lbs (22.5 kgs) |

| ITEM | DESCRIPTION | UOM | CASE |
|---------|--------------------------------|-----|------|
| CCM-28M | Cotton Candy Machine with Cart | Set | 1 |

SHOWTIME!™ COTTON CANDY MACHINE ACCESSORIES

- ◆ Optional clear cover protects the bowl from wind & debris

| ITEM | DESCRIPTION | UOM | CASE |
|----------|---|------|------|
| CCM-28C | Clear Plastic Dome Cover 21"Dia x 14"H | Each | 1/5 |
| CCM28-P3 | Replacement Belt | Each | 1 |
| CCM28-P5 | Sugar Spoon | Each | 1 |



CCM28-P10
Shown in CCM-28M

COTTON CANDY MACHINE FLOSS STABILIZER

- ◆ Optional floss stabilizer adds texture to the inside of the bowl and helps catch floss on its mesh surface


| ITEM | DESCRIPTION | UOM | CASE |
|-----------|------------------|------|------|
| CCM28-P10 | Floss Stabilizer | Each | 1 |



CCM28-P10

ULTRA-BRIGHT "COTTON CANDY" LED SIGN

| ITEM | DESCRIPTION | UOM | CASE |
|-------|--|------|------|
| 92005 | Ultra-Brite Sign - Cotton Candy 12"L x 1-1/4"D x 21"H | Each | 1/5 |



92005

COTTON CANDY MACHINES



CCM-28C
Dome Cover
sold separately

120 cones
per hour





SNOW CONE MACHINES

500lbs of
ice per hour

CE



71000



30070



CE



71050



74001

SNOW CONE MACHINES

Durable and efficient, the high-volume output keeps up with busy snack bars, convenience stores, and concession stands.

- ◆ Heavy-duty 1/3hp 1700RPM motor produces up to 500 lbs (227kg) of shaved ice per hour
- ◆ Accepts cubed or chunk ice
- ◆ Cast aluminum horn, cutting head, pusher
- ◆ Adjustable stainless steel cutting blades for fine or coarse shaved ice
- ◆ Pulse-type safety reset switch prevents accidental start-up

"SNOW BANK" SNOW CONE MACHINE

- ◆ Tinted tempered glass panels
- ◆ Stainless steel cabinet with tempered glass panels
- ◆ Built-in snow cone shaper for perfect snow cones
- ◆ Plexiglass service door and molded plastic drainage deck with drain hose

| OVERALL DIMENSIONS L" X D" X H" (mm) | POWER | PLUG | SHIP WEIGHT |
|---|------------------------|------------|-------------------|
| 16 x 16 x 24 (407 x 407 x 610) | 120V~60Hz, 250W, 2.08A | NEMA 5-15P | 62 lbs (28.1 kgs) |

| ITEM | DESCRIPTION | UOM | CASE |
|-------|--|-----|------|
| 71000 | Snow Bank Professional Snow Cone Machine | Set | 1 |

"SNOW BANK" SNOW CONE CART

- ◆ Add mobility to "Snow Bank" snow cone machine
- ◆ Spoked wheels and sturdy handle for easy transport
- ◆ Shelf and operator side storage

| ITEM | DESCRIPTION | UOM | CASE |
|-------|--|-----|------|
| 30070 | Cart for Snow Bank Snow Cone Machine 38"L x 23"D x 33"H | Set | 1 |

"SNOW BLITZ" SNOW CONE MACHINE - PORTABLE

- ◆ Compact heavy-duty stainless steel construction
- ◆ Integrated carry handles for easy transport
- ◆ Includes 1 freezer-safe ice tote

| OVERALL DIMENSIONS L" X D" X H" (mm) | POWER | PLUG | SHIP WEIGHT |
|---|------------------------|------------|------------------|
| 22-7/8 x 18 x 18-1/2 (580 x 456 x 470) | 120V~60Hz, 250W, 2.08A | NEMA 5-15P | 58 lb (26.3 kgs) |

| ITEM | DESCRIPTION | UOM | CASE |
|-------|---------------------------------------|------|------|
| 71050 | Snow Blitz Portable Snow Cone Machine | Set | 1 |
| 74001 | Ice Tote Box 20.5"L x 15.3"D x 7"H | Each | 1 |

The product & package images shown are for illustration purposes and may differ from actual.

www.wincous.com

SNOW CONE SYRUPS - 1 GALLON

◆ 4 gallons/case

| ITEM | DESCRIPTION | UOM | CASE |
|---------|---------------------|------|------|
| 72001CS | Blue Raspberry | Case | 1 |
| 72002CS | Cherry | Case | 1 |
| 72003CS | Grape | Case | 1 |
| 72004CS | Lemon | Case | 1 |
| 72005CS | Lime | Case | 1 |
| 72006CS | Strawberry | Case | 1 |
| 72007CS | Red Raspberry | Case | 1 |
| 72008CS | Bubblegum | Case | 1 |
| 72009CS | Green Apple | Case | 1 |
| 72010CS | Root Beer | Case | 1 |
| 72011CS | Orange | Case | 1 |
| 72012CS | Fuzzy Navel | Case | 1 |
| 72301 | 1 oz Pump for Syrup | Each | 1 |

**BENCH
MARK USA**

SNOW CONE SUPPLIES



72002CS



72001CS



72301



72005CS



72004CS



72012CS

SNOW CONE ACCESSORIES

| ITEM | DESCRIPTION | UOM | CASE |
|---------|---|------|------|
| 72305 | Snow Cone Scoop, S/S | Each | 1 |
| 72401CS | Snow Cone Spoon Straws (assorted colors), 10,000 pcs/case | Case | 1 |
| 72501 | 6 oz Paper Snow Cone Cups 1,000 pcs/pack | Pack | 1 |
| 72701 | Snow Cone Paper Cup Dispenser | Each | 1 |

Syrups,
pumps, cups,
scoops, &
straws!



72701

Shown with 6oz paper cups (sold separately)



72305



72401CS



72501

ULTRA-BRIGHT "SNOWCONES" LED SIGN

| ITEM | DESCRIPTION | UOM | CASE |
|-------|--|------|------|
| 92003 | Ultra-Brite Sign - Snowcones 17"L x 1-1/4"D x 13"H | Each | 1/5 |



92003

The product & package images shown are for illustration purposes and may differ from actual.



Winco® SPECTRUM™ HOT DOG ROLLER GRILLS & SNEEZE GUARDS



EHDG-5R



EHDG-11R

EHDG-7R &
EHDG-7SG

EHDG-R-SERIES



EHDG-5SG



ROLLSRIGHT™ COUNTERTOP HOT DOG ROLLER GRILLS

A great addition to any quick service establishment. Dual temperature controls allow for both cooking and holding areas to operate independently, reducing waste and spoilage due to excessive overheating. The RollRight™ non-stick roller surfaces stand up to continual use and are easy to clean. This versatile machine is also great for egg rolls, taquitos, sausages, and more!

- ◆ Easy-to-clean non-stick rollers; sealed ends protect internal parts
- ◆ Heavy-duty sealed motor
- ◆ Bike chain and sprocket drive assembly
- ◆ Two independent thermostatic heat controls (front & rear)
- ◆ Individual heating element in each roller for end to end temperature consistency
- ◆ Heavy duty stainless steel body and drip pan
- ◆ Re-settable fuse for safety
- ◆ Non-skid rubber feet
- ◆ Cooking surface holds up to 12 hot dogs (-5R), 18 hot dogs (-7R) and 30 hot dogs (-11R)

| ITEM | OVERALL DIMENSIONS L" X D" X H" (mm) | POWER | PLUG | SHIP WEIGHT |
|----------|---|-------------------------|------------|---------------------|
| EHDG-5R | 23 x 10-½ x 7 (585 x 270 x 180) | 110V~60Hz, 700W, 6.3A | NEMA 5-15P | 17.2 lbs (7.8 kgs) |
| EHDG-7R | 23 x 13-½ x 7 (585 x 345 x 180) | 110V~60Hz, 900W, 8.1A | | 20.9 lbs (9.5 kgs) |
| EHDG-11R | 23 x 19-¾ x 7 (585 x 505 x 180) | 110V~60Hz, 1400W, 12.7A | | 29.7 lbs (13.5 kgs) |

| ITEM | DESCRIPTION | UOM | CASE |
|----------|----------------------------------|------|------|
| EHDG-5R | Hot Dog Roller, 5 Rollers | Set | 1 |
| EHDG-7R | Hot Dog Roller, 7 Rollers | Set | 1 |
| EHDG-11R | Hot Dog Roller, 11 Rollers | Set | 1 |
| EHDG-P10 | Replacement Knob for EHDG-Series | Each | 1 |



EHDG-11R & EHDG-11SG



SNEEZE GUARDS FOR HOT DOG ROLLER GRILLS

- ◆ Increase sanitation and protect food from airborne contaminants with customer-facing sneeze guards
- ◆ Durable, curved tempered glass allows customers a direct view of available food options

| ITEM | DESCRIPTION | UOM | CASE |
|-----------|---------------|------|------|
| EHDG-5SG | Fits EHDG-5R | Each | 1 |
| EHDG-7SG | Fits EHDG-7R | Each | 1 |
| EHDG-11SG | Fits EHDG-11R | Each | 1 |

BENCHMARK HOT DOG ROLLER GRILLS

These high quality roller grills are available in 10, 20 & 30 hot dog capacities to meet any application. Stainless steel construction, removable drip trays and non-stick rollers ensure ease of cleaning. All of these grills feature a high-torque motor. 360 degree roller rotation insures evenly cooked hotdogs.

- ◆ Heavy-duty stainless steel body and removable drip tray for easy cleaning
- ◆ Heavy-duty sealed high-torque motor with bicycle chain drive
- ◆ Stainless steel non-stick rollers with sealed ends and continuous 360 degree rotation for even cooking
- ◆ Front and rear heat controllers (on 20 & 30 dog models) for cooking and holding options
- ◆ Accommodates any size hot dog, also sausage or breakfast links for expanded offerings

| ITEM | OVERALL DIMENSIONS L" X D" X H" (mm) | POWER | PLUG | SHIP WEIGHT |
|-------|---|------------------------|------------|-------------------|
| 62010 | 16 x 13 x 8 (407 x 330 x 203) | 120V~60Hz, 660W, 5.5A | | 22 lbs (10 kgs) |
| 62020 | 22 x 16 x 8 (559 x 406 x 203) | 120V~60Hz, 860W, 7.2A | NEMA 5-15P | 29 lbs (13.2 kgs) |
| 62030 | 22 x 20 x 8 (559 x 508 x 203) | 120V~60Hz, 1160W, 9.7A | | 35 lbs (15.9 kgs) |

| ITEM | DESCRIPTION | UOM | CASE |
|-------|---------------|-----|------|
| 62010 | Holds 10 Dogs | Set | 1 |
| 62020 | Holds 20 Dogs | Set | 1 |
| 62030 | Holds 30 Dogs | Set | 1 |



62020, 64020, 65020

BENCHMARK USA™

HOT DOG ROLLER GRILLS & SNEEZE GUARDS



62010



62020



62030

CE
ETL
Intertek
62010
62020
62030

BENCHMARK HOT DOG ROLLER SNEEZE GUARDS

| ITEM | DESCRIPTION | UOM | CASE |
|-------|--------------------------------------|-----|------|
| 64010 | Sneeze Guard for 10 Dog Roller Grill | Set | 10 |
| 64020 | Sneeze Guard for 20 Dog Roller Grill | Set | 10 |
| 64030 | Sneeze Guard for 30 Dog Roller Grill | Set | 10 |



64010

BENCHMARK HOT DOG ROLLER BUN DRAWERS - UNHEATED

| ITEM | DESCRIPTION | UOM | CASE |
|-------|---------------------------------|-----|------|
| 65010 | Bun Box for 10 Dog Roller Grill | Set | 1 |
| 65020 | Bun Box for 20 Dog Roller Grill | Set | 1 |
| 65030 | Bun Box for 30 Dog Roller Grill | Set | 1 |



65010

The product & package images shown are for illustration purposes and may differ from actual.

BENCH MARK USA™

HOT DOG EQUIPMENT



Holds 24 hot dogs and 44 buns

CE



60024

THE DOG HOUSE HOT DOG COOKER & DISPENSER

Cooks, merchandises, and dispenses hot dogs in a space-efficient 15" footprint. The Doghouse minimizes product waste and is extremely easy to use and clean.

- ◆ Easy to follow Point-of-Sale graphic allows for full service or self service operation
- ◆ Steam cooks up to 24 hot dogs in 20-30 minutes
- ◆ Holds up to 24 hot dogs and 44 buns
- ◆ Compact all stainless steel construction - requires only 15" of counter space
- ◆ No tools required for fast breakdown, easy to clean
- ◆ Adjustable thermostat for precise cooking
- ◆ First-in first-out dispensing
- ◆ Large 10Qt (9.5L) water reservoir, with low-water indicator light and safety shutoff

| OVERALL DIMENSIONS L" X D" X H" (mm) | POWER | PLUG | SHIP WEIGHT |
|---|-------------------------|------------|-------------------|
| 15 x 23 x 26 (381 x 584 x 664) | 120V-60Hz, 1000W, 8.33A | NEMA 5-15P | 43 lbs (19.5 kgs) |

| ITEM | DESCRIPTION | UOM | CASE |
|-------|--|-----|------|
| 60024 | The Dog House Hot Dog Cooker & Dispenser | Set | 1 |

Dispense a hot dog right into the bun!



Remove a bun from the bun drawer



Place the open bun in the bun tray



Gently pull lever to dispense a hot dog into the bun



Holds 164 hot dogs and 36 buns

CE



60048

THE DOG POUND HOT DOG STEAMER

Ideal for convenience stores, concession stands, snack bars, and cafeterias.

- ◆ Steams and holds 164 hot dogs and 36 buns
- ◆ Graphics on each side allow for front or rear counter merchandising
- ◆ Adjustable thermostat accommodates a variety of products and cooking conditions
- ◆ 7Qt (6.6L) water reservoir, with low-water indicator light and safety shutoff
- ◆ Tempered glass doors and food trays are removable for easy cleaning

| OVERALL DIMENSIONS L" X D" X H" (mm) | POWER | PLUG | SHIP WEIGHT |
|---|-------------------------|------------|-------------------|
| 15 x 16 x 19 (381 x 407 x 483) | 120V-60Hz, 1000W, 8.33A | NEMA 5-15P | 31 lbs (14.1 kgs) |

| ITEM | DESCRIPTION | UOM | CASE |
|-------|---------------------------|-----|------|
| 60048 | Dog Pound Hot Dog Steamer | Set | 1 |



MINI CART HOT DOG STEAMER, 120V

Guaranteed to grab your guests' attention, this unit features wheels and an umbrella that mimic the carts found along vibrant city streets.

- ◆ Holds 60 hot dogs and 30 buns
- ◆ Mirror finish 18/8 stainless steel body
- ◆ Adjustable thermostat for cooking and holding
- ◆ Includes 1 solid half-size pan with domed lid for warming buns and 1 half-size perforated pan with flat lid for steaming hot dogs
- ◆ Outfitted with Point-of-Sale graphics, umbrella, wheels

| OVERALL DIMENSIONS L" X D" X H" (mm) | | POWER | PLUG | SHIP WEIGHT |
|---|--|-----------------------|------------|-----------------|
| 21-1/2 x 13-1/4 x 16 (546 x 336 x 406) Umbrella: 35-3/4" (908mm) | | 120V~60Hz, 1200W, 10A | NEMA 5-15P | 33 lbs (15 kgs) |

| ITEM | DESCRIPTION | UOM | CASE |
|-------|---------------------------|-----|------|
| 60072 | Mini Cart Hot Dog Steamer | Set | 1 |

BENCHMARK USA™

HOT DOG EQUIPMENT



Holds 60
hot dogs and
30 buns



STAINLESS STEEL CONDIMENT STATION / DISPENSER

- ◆ Insulated condiment rail and stay-open cover
- ◆ Pump wells fit #10 cans, 1.5 gallon containers, or 3qt jars
- ◆ Includes 2 ice packs, 2 pumps, & 3 ninth-size 4" deep pans

| ITEM | DESCRIPTION | UOM | CASE |
|-------|--|-----|------|
| 52001 | Benchmark Condiment Station / Dispenser 27"L x 8"D x 15"H | Set | 1 |



52001

18/8 STAINLESS STEEL CONDIMENT DISPENSER

- ◆ Two (2) 3-1/2 Qt plastic fountain jars included (7 Qt total)
- ◆ Each pump dispenses between 1 oz and 1-1/4 oz portions, depending on thickness of condiments
- ◆ Overall dimensions: 11"L x 8-3/4"W x 16"H (with pump)



| ITEM | DESCRIPTION | UOM | CASE |
|-----------|---|------|------|
| PKTS-2D | Condiment Dispenser with 2 Standard Pumps | Set | 1 |
| PKTS-PT01 | Individual Pump with Lid | Each | 20 |
| PKTS-PT02 | Replacement Plastic Fountain Jar | Each | 6 |
| PKTS-PT03 | Stainless Steel Casing | Each | 1 |



PKTS-2D

PKTS-SERIES

BPA FREE

HOT DOG ACCESSORIES

| ITEM | DESCRIPTION | PCS/CASE | UOM | CASE |
|---------|------------------------------|----------|------|------|
| PT-9 | 9" Pom Tongs, S/S | | Doz | 4/24 |
| 67002 | Stainless Steel Tongs Holder | | Each | 50 |
| 68001CS | Paper Hot Dog Bags | 5,000 | Case | 1 |
| 68002 | Foil Hot Dog Bags | 1,000 | Case | 1 |
| 68004CS | Fluted Paper Hotdog Trays | 3,000 | Case | 1 |



68001CS



68002



68004CS



PT-9 & 67002

ULTRA-BRIGHT "HOTDOGS" LED SIGN

| ITEM | DESCRIPTION | UOM | CASE |
|-------|---|------|------|
| 92002 | Ultra-Brite Sign - Hotdogs 20"L x 1-1/4"D x 13"H | Each | 1/5 |



92002



**BENCH
MARK USA****NACHO WARMERS & SUPPLIES**

51000

100 QUART FOOD WARMER / MERCHANDISER*Holds and warms nacho chips, peanuts, or popcorn*

- ◆ 100 quart capacity for large or small batch use
- ◆ Merchandising signs include: "Nacho Chips", "Peanuts", and "Popcorn". Signs mount to front or back of unit
- ◆ Top-load door with a deflection board that prevents product breakage when refilling
- ◆ Built-in heating element in the base keeps contents warm and fresh
- ◆ Aluminum and tempered glass construction for durability and easy cleaning

| OVERALL DIMENSIONS L" X D" X H" (mm) | POWER | PLUG | SHIP WEIGHT |
|---|------------------------|------------|--------------------|
| 15 x 15 x 30-1/2 (381 x 381 x 775) | 120V-60Hz, 100W, 0.83A | NEMA 5-15P | 41 lbs. (18.6 kgs) |

| ITEM | DESCRIPTION | UOM | CASE |
|-------|---|-----|------|
| 51000 | 100 Quart Food Warmer / Merchandiser with Three Signs | Set | 1 |



51026

26 GALLON TORTILLA CHIP WARMER

- ◆ Large 26 gallon (98L) capacity
- ◆ Insulated stainless steel construction
- ◆ Adjustable thermostat with 90°-180°F (32°-82°C) temperature range
- ◆ Digital temperature indicator
- ◆ Convection heating fan
- ◆ Removable front access service door
- ◆ Top-load double hinged doors
- ◆ Adjustable 4" legs

| OVERALL DIMENSIONS L" X D" X H" (mm) | POWER | PLUG | SHIP WEIGHT |
|---|-----------------------|------------|-----------------|
| 23 x 23 x 29 (584 x 584 x 734) | 120V-60Hz, 755W, 6.3A | NEMA 5-15P | 77 lbs (35 kgs) |

| ITEM | DESCRIPTION | UOM | CASE |
|-------|--------------------------------|-----|------|
| 51026 | 26 Gallon Tortilla Chip Warmer | Set | 1 |

NACHO ACCESSORIES

| ITEM | DESCRIPTION | PCS/PACK | UOM | CASE |
|-------|------------------------------|----------|------|------|
| 47001 | Combo Serving Trays | 250 | Case | 1 |
| 53021 | Plastic Nacho Trays, 5" x 6" | 500 | Case | 1 |



47001 Note: serving tray style may vary from shown



53021



92004

ULTRA-BRIGHT "NACHOS" LED SIGN

| ITEM | DESCRIPTION | UOM | CASE |
|-------|--|-----|------|
| 92004 | Ultra-Brite Sign - Nachos 16"L x 1-1/4"D x 17"H | Set | 1/5 |

PASS-THROUGH TWO-DOOR WARMERS/ MERCHANDISERS

These versatile 2-Door Warmers /Merchandisers are ideal for front or rear counter applications. The operator side has the controls and a door for easy loading. The customer side door makes it a self-serve unit.

- ◆ Two doors for front or rear counter applications
- ◆ Attractive graphics for point-of-sale merchandising

PASS-THROUGH ROTATING DISPLAY WARMERS/MERCHANDISERS

- ◆ Heated cabinet with passive humidity control
- ◆ Stainless steel and tempered glass
- ◆ Adjustable thermostat with cabinet temperature readout
- ◆ Dual fixture interior illumination (bulbs not included)
- ◆ Includes chrome-plated 5-tier round pan rack (pizza) and hook rack (pretzels, churros)
- ◆ Continuous rotating rack stops when either door opens
- ◆ Adjustable 4" legs

| ITEM | OVERALL DIMENSIONS L" X D" X H" (mm) | POWER | PLUG | SHIP WEIGHT |
|-------|---|-----------------------|------------|--------------------|
| 51012 | 18-1/8 x 22 x 33 (460 x 559 x 838) | 120V~60Hz, 1560W, 13A | NEMA 5-15P | 86 lbs (39 kgs) |
| 51018 | 24-1/2 x 27 x 33 (622 x 686 x 838) | | | 117 lbs (53.1 kgs) |

| ITEM | DESCRIPTION | UOM | CASE |
|-------|-------------------------|-----|------|
| 51012 | 12" Warmer/Merchandiser | Set | 1 |
| 51018 | 18" Warmer/Merchandiser | Set | 1 |

PASS-THROUGH WARMERS/MERCHANDISERS

- ◆ Adjustable thermostat, 450 watt element
- ◆ Stainless steel and aluminum construction
- ◆ Tempered glass panels and doors
- ◆ Chrome-plated racks with adjustable installation - either lay flat or slanted

| ITEM | OVERALL DIMENSIONS L" X D" X H" (mm) | POWER | PLUG | SHIP WEIGHT |
|-------|---|---------------------|------------|-------------------|
| 51040 | 16 x 16 x 23 (407 x 407 x 584) | 120V~60Hz, 600W, 5A | NEMA 5-15P | 40 lbs (18.2 kgs) |
| 51048 | 23 x 23 x 25 1/2 (584 x 584 x 648) | | | 62 lbs (28.1 kgs) |

| ITEM | DESCRIPTION | UOM | CASE |
|-------|-------------------------|-----|------|
| 51040 | 12" Warmer/Merchandiser | Set | 1 |
| 51048 | 18" Warmer/Merchandiser | Set | 1 |

ULTRA-BRITE "PIZZA" LED SIGN

| ITEM | DESCRIPTION | UOM | CASE |
|-------|--------------------------|------|------|
| 92006 | Ultra-Brite Sign - Pizza | Each | 1/5 |

BENCH MARK USATM HEATED DISPLAY MERCHANDISERS



51012
Shown with
12" hook rack
installed



51018
Shown with 18"
pizza round rack
installed



51012
51018



51040
Fits up to 12"
diameter pizza



51048
Fits up to 18"
diameter pizza



51040
51048



92006

HEATED DISPLAY MERCHANDISERS



EDM-1K
Matte Black
(Single Door)



Control Panel

NEW
COLOR



EDM-1PT
Red
(Double Door)



2 pass-through
swing doors

HEATED & HUMIDIFIED HOLDING DISPLAY MERCHANDISERS

Keep hot foods fresher for longer with this heat and humidity controlled merchandiser. The airflow pattern is designed to maintain consistent temperature and humidity around foods and prevent drying, which also enables the unit to recover temperature quickly after doors are opened/closed.

- ◆ Powder-coated exterior, stainless steel interior
- ◆ Clear-view tempered glass on all sides, with server-side easy access swing door
- ◆ LED interior illumination provides optimal visibility
- ◆ Digital adjustable thermostat and humidity control
- ◆ Temperature range: 89°F to 194°F (30°C to 90°C)
- ◆ Optional pretzel rack insert available, sold separately

EDM-1K MATTE BLACK

- ◆ Server-side easy access swing door
- ◆ 4-tier round rack continuously rotates - rotation stops when door is opened
- ◆ Each shelf fits up to 18" diameter pan

EDM-1PT RED

- ◆ 2 pass-through swing doors
- ◆ Rotating motor to accept optional round rack
- ◆ 3 display shelves showcase food products

| ITEM | OVERALL DIMENSIONS L" X D" X H" (mm) | POWER | PLUG | SHIP WEIGHT |
|---------|--|-------------------------|------------|-------------------|
| EDM-1K | 23-5/8 x 25-3/8 x 27-9/16 (600 x 643 x 700) | 120V-60Hz, 1500W, 13.1A | NEMA 5-15P | 85 lbs (38.6 kgs) |
| EDM-1PT | 23-5/8 x 26 x 27-9/16 (600 x 660 x 700) | | | |



| ITEM | DESCRIPTION | UOM | CASE |
|----------|---|------|------|
| EDM-1K | Merchandiser, 1 Door, Black | Set | 1 |
| EDM-1PT | Merchandiser, 2 Doors, Red | Each | 1 |
| EDM-P39 | 4-Tier Round Rack, 18" Dia | Each | 5 |
| EDM-1PR | Pretzel Rack for EDM-1K | Each | 1 |
| EDM1-P36 | Display Shelf Kit (3 Shelves & 12 Shelf Clips) fits EDM-1K or EDM-1PT | Pack | 1 |



EDM-1PR
Optional Pretzel Rack



EDM-1K
EDM-1PT



ELECTRIC HEATED PIZZA/PRETZEL MERCHANDISERS

Passive humidity control with removable water tray.

- ◆ Interior wire shelves hold four (4) 14" pizzas
- ◆ Optional pretzel rack insert, sold separately
- ◆ Display tray/rack insert rotates when door is closed
- ◆ Lighted display panel for branding visuals
- ◆ Adjustable thermostat from 85°F to 195°F (30°C to 90°C)
- ◆ Removable crumb tray

| OVERALL DIMENSIONS L" X D" X H" (mm) | POWER | PLUG | SHIP WEIGHT |
|---|------------------------------|------------|-------------------|
| 18-3/8 x 17-5/8 x 31 (466 x 447 x 785) | 110-120V~60Hz, 786W, 7.2A | NEMA 5-15P | 55.2 lbs (25 kgs) |



| ITEM | DESCRIPTION | UOM | CASE |
|----------|-----------------------------------|------|------|
| EDM-2 | Heated Pizza/Pretzel Merchandiser | Set | 1 |
| EDM-2PR | Optional Pretzel Rack Insert | Set | 1 |
| EDM-2PRS | Pretzel Sign, 5-3/4"H x 16-1/8"W | Each | 1 |
| EDM-2PZS | Pizza Sign, 5-3/4"H x 16-1/8"W | Each | 1 |
| EDM-P58 | 4-Tier Round Rack, 14" Dia | Each | 5 |

Translucent plastic display sign options



EDM-2PRS



EDM-2PZS



EDM-2PR
Optional Pretzel Rack



Control Panel



EDM-2



Back-lit display (signs sold separately)



COUNTERTOP HEATED DISPLAY MERCHANDISERS

These merchandisers feature passive humidity control with a removable water tray.

- ◆ Removable water pan to add and control humidity
- ◆ Three (3) adjustable shelves inside, top of unit also functional as a shelf
- ◆ Lighted front display for branding visuals
- ◆ Visible thermometer gauge to ensure food keeps at proper temperatures
- ◆ Adjustable thermostat from 85°F to 195°F (30°C to 90°C)
- ◆ Customer-facing front service and rear access doors

| ITEM | OVERALL DIMENSIONS L" X D" X H" (mm) | POWER | PLUG | SHIP WEIGHT |
|--------|--|----------------------------|------------|----------------------|
| HDM-13 | 13-11/16 x 19-9/16 x 26-1/8 (347 x 495 x 663) | 110-120V~60Hz, 800W, 7.6A | NEMA 5-15P | 50.7 lbs (23 kgs) |
| HDM-26 | 26-11/16 x 19-9/16 x 26-1/8 (677 x 495 x 663) | 110-120V~60Hz, 1000W, 9.5A | | 79.4 lbs (36 kgs) |



| ITEM | DESCRIPTION | UOM | CASE |
|--------|-------------|-----|------|
| HDM-13 | 13-1/2"L | Set | 1 |
| HDM-26 | 26-1/2"L | Set | 1 |



Control Panel

HEATED DISPLAY MERCHANDISERS



Accepts 1/4-size sheet pans

HDM-13



HDM-26



HDM-SERIES



REFRIGERATED COLD BEVERAGE DISPLAY



CRD-1

CRD-Series uses environmentally friendly R290 refrigerant



CRD-1K

COUNTERTOP REFRIGERATED BEVERAGE DISPLAYS

With its clear panels and 4 LED light strips, this countertop display can keep up to 100 standard 12 oz cans chilled. These units use R290 refrigerant making them an environmentally-responsible choice.

- ◆ Digital temperature display from 32°F to 42°F (0°C - 6°C)
- ◆ R-290 environmentally safe refrigerant
- ◆ 360° view of refrigerated product
- ◆ 2 double, curved-glass doors for dual access and easy placement of inner contents
- ◆ 4 LED strips for effective product lighting
- ◆ Comfortably fits up to 100 cans (standard 12 oz) with 25 cans per shelf
- ◆ 4-level merchandising display; three (3) shelves are adjustable to fit multiple product heights
- ◆ Automatic defrost and ventilated cooling system

| OVERALL DIMENSIONS L" X D" X H" (mm) | POWER | PLUG | SHIP WEIGHT |
|---|---------------------------|------------|--------------------|
| 16¾ x 16½ x 38½ (425 x 429 x 978) | 110-120V~60Hz, 180W, 1.7A | NEMA 5-15P | 85.89 lbs (39 kgs) |
| SHELF DIMENSIONS L" X D" (mm) | | | |
| 14-3/8 x 12-1/8 (365 x 307) | | | |

| ITEM | DESCRIPTION | UOM | CASE |
|--------|-------------|-----|------|
| CRD-1 | White | Set | 1 |
| CRD-1K | Black | Set | 1 |

IMPORTANT

This unit is intended for use in commercial food-service operations, for the cooling and display of sealed food and beverage only.

Fits up to 100 cans



High-performance motor with impact-resistant stainless steel blades adds power and performance to your busy establishment.

ACCELMIX™ BLENDERS

68 OZ (2 L) LARGE CAPACITY COMMERCIAL BLENDER

- ◆ 68 oz (2 L), break-resistant and BPA-free Tritan™ container
- ◆ High-performance 2 hp motor; unique high-impact blades
- ◆ Metal-to-metal coupling; easy to operate "PULSE"
- ◆ "ON /OFF" paddle controls & variable speed control dial
- ◆ Container/pitcher is heat-resistant up to 226°F (108°C); reduce pressure by removing cap in the lid
- ◆ Removable container cover and cap for adding/blending ingredients mid-cycle
- ◆ 11-1/2" tamper included – fits through lid opening and reaches full length of container to blend/stir while mixing
- ◆ All parts (except bases & blade fixing block) are dishwasher safe

| OVERALL DIMENSIONS L" X D" X H" (mm) | POWER | PLUG | SHIP WEIGHT |
|---|-------------------------|------------|-----------------------|
| 8-11/16" x 9-13/16" x 19-15/16" (220 x 249 x 490) | 120V~60Hz, 1450W, 12.1A | NEMA 5-15P | 10.4 lbs (4.7 kgs) |
| CONTAINER DIMENSIONS L" X D" X H" (mm) | | | |
| 6-11/16" x 6-11/16" x 12-3/8" (178 x 18 x 314) | | | |



| ITEM | DESCRIPTION | UOM | CASE |
|------------|-------------------------|------|------|
| XLB-1000 | Accelmix™ 68 Oz Blender | Set | 1/4 |
| XLB1000P2 | Pitcher Assembly | Each | 1 |
| XLB1000P19 | Blade Removal Tool | Each | 1 |



Blade removal
tool included



XLB1000P19

XLB-1000



TRITAN™ CONTAINER

BPA
FREE

Add power &
performance
to your bar

44 OZ (1.25 L) 2-SPEED QUIET BAR BLENDER

- ◆ 44 oz (1.25 L), break-resistant and BPA-free Tritan™ container
- ◆ Quiet, high-performance 1/2 hp self-lubricating motor; uniquely designed high-impact blades
- ◆ HIGH/LOW toggle switch for precise consistency control
- ◆ Blade is removable for easy cleaning
- ◆ Non-skid feet securely grip the surface for stable operation
- ◆ Removable container cover and cap for adding/blending ingredients mid-cycle

| OVERALL DIMENSIONS L" X D" X H" (mm) | POWER | PLUG | SHIP WEIGHT |
|---|-----------------------|------------|----------------------|
| 7 x 7-7/16" x 15-7/16" (178 x 189 x 392) | 120V~60Hz, 400W, 3.5A | NEMA 5-15P | 5.5 lbs (2.5 kgs) |
| CONTAINER DIMENSIONS L" X D" X H" (mm) | | | |
| 7x 8-1/8" x 9-3/4" (178 x 130 x 235) | | | |



| ITEM | DESCRIPTION | UOM | CASE |
|-----------|------------------------|------|------|
| XLB-44 | Accelmix 44 Oz Blender | Set | 1/4 |
| XLB44-P10 | Pitcher Assembly | Each | 1 |



XLB-44



TRITAN™ CONTAINER

BPA
FREE



ELECTRIC COFFEE URNS



ELECTRIC STAINLESS STEEL COFFEE URNS

Brew consistent, quality coffee with these percolating coffee urns. Available in either 50 or 100 cup capacities, contents are maintained at the ideal serving temperature until the sight glass indicates when it's time to refill.

- ◆ Large capacity brews 50 or 100 cups of 5oz (148ml) coffee
- ◆ Polished #304 stainless steel construction
- ◆ Twist-locking lid design
- ◆ Cool touch handles
- ◆ Dripless faucet with protected level indicator
- ◆ Waterproof ON/OFF switch with protective cover
- ◆ Stainless steel percolator pipe and plastic filter basket
- ◆ Heating and holding indicator lights
- ◆ Automatic shut-off safety feature

| ITEM | OVERALL DIMENSIONS L" X D" X H" (mm) | POWER | PLUG | SHIP WEIGHT |
|------------|--|-----------------------------------|------------|----------------------|
| ECU-50A | 12 x 8- ¹¹ / ₁₆ x 16- ³ / ₈ (304 x 220 x 415) | 110-120V~60Hz, 950W, 8A | NEMA 5-15P | 7.1 lbs (3.2 kgs) |
| ECU-100A | 13- ¹⁵ / ₁₆ x 10- ⁵ / ₈ x 19- ¹¹ / ₁₆ (353 x 270 x 500) | 110-120V~60Hz, 1500W, 12.5A | | 9.7 lbs (4.4 kgs) |
| ECU-100A-I | | 220-240V~50Hz, 1650W, 6.9-7.5A | VDE | 9.7 lbs (4.4 kgs) |

| ITEM | DESCRIPTION | UOM | CASE |
|------------|------------------------------|------|------|
| ECU-50A | 50-Cup (8L) | Set | 1/2 |
| ECU-100A | 100-Cup (16L) | Set | 1/2 |
| ECU-100A-I | 100-Cup (16L), International | Set | 1/2 |
| EWCU-P3 | Faucet Assembly | Each | 1 |



ECU-50A
ECU-100A



ECU-100A-I



Twist-locking lid



Cool-touch handles



Dripless faucet with
clear-view level
indicator



HOT BEVERAGE/TOPPING DISPENSER

This 5-quart capacity heated dispenser uses rotating paddles, making it perfect for nacho cheese, butter topping, hot chocolate, au jus, and more.

- ◆ 1.3 gallon (5L) capacity
- ◆ Removable, clear polycarbonate bowl, safe for refrigerated storage of unused product
- ◆ Easy-to-disassemble tap
- ◆ Adjustable thermostat up to 194°F (90°C)
- ◆ Rotating mixing paddles to prevent product separation
- ◆ Easy-to-clean removable drip tray
- ◆ Includes 2 replacement bowl sealing rings

| OVERALL DIMENSIONS L" X D" X H" (mm) | POWER | PLUG | SHIP WEIGHT |
|---|------------------------|------------|------------------|
| 10 x 13 x 20 (254 x 330 x 508) | 120V~60Hz, 1100W, 9.2A | NEMA 5-15P | 15 lbs (6.8 kgs) |

| ITEM | DESCRIPTION | UOM | CASE |
|-------|------------------------------------|------|------|
| 21011 | Hot Beverage/ Topping Dispenser | Each | 1/2 |

**BENCH
MARK USA™**

HOT BEVERAGE/ TOPPING DISPENSER



ELECTRIC STAINLESS STEEL WATER BOILERS

These water boilers are a great addition to any hot beverage service, heating and holding hot water ready to dispense as needed, until the sight glass indicates when it's time to refill.

- ◆ Large 2.1 gallon (8L) or 4.2 gallon (16L) capacities
- ◆ Polished #304 stainless steel construction
- ◆ Twist-locking lid design
- ◆ Cool touch handles
- ◆ Dripless faucet with protected level indicator
- ◆ Waterproof ON/OFF switch with protective cover
- ◆ Heating and holding indicator lights
- ◆ Automatic shut-off safety feature

| ITEM | OVERALL DIMENSIONS L" X D" X H" (mm) | POWER | PLUG | SHIP WEIGHT |
|------------|---|--------------------------------|------------|-------------------|
| EWB-50A | 12 x 8-1/16 x 16-3/8 (304 x 220 x 415) | 110-120V~60Hz, 1300W, 10.8A | NEMA 5-15P | 6 lbs (2.7 kgs) |
| EWB-100A | 13-15/16 x 10-5/8 x 19-11/16 (353 x 270 x 500) | 110-120V~60Hz, 1500W, 12.5A | | 8.4 lbs (3.8 kgs) |
| EWB-100A-I | | 220-240V~50Hz, 2250W, 9.4A | VDE | 8.4 lbs (3.8 kgs) |

| ITEM | DESCRIPTION | UOM | CASE |
|------------|---------------------------------|------|------|
| EWB-50A | 2.1 Gallon (8L) | Set | 1/2 |
| EWB-100A | 4.2 Gallon (16L) | Set | 1/2 |
| EWB-100A-I | 4.2 Gallon (16L), International | Set | 1/2 |
| EWCU-P3 | Faucet Assembly | Each | 1 |

ELECTRIC WATER BOILERS



EWB-50A



EWB-100A
EWB-100A-I



Dripless faucet with
protected level
indicator



Cool-touch handles



Twist-locking lid



EWB-50A
EWB-100A



EWB-100A-I

ELECTRIC KETTLE SOUP WARMERS



ESW-70



ESW-66



EWS-SERIES



ESW-INS



INSH-7

The extra large kettle-style soup warmers keep contents at safe serving temperatures for hours, great for serving all day long.

- ◆ Up to 10-quart capacity
- ◆ Adjustable heat control keeps contents at a safe serving temperature without overcooking
- ◆ Stainless steel hinged lid features extra-large ladle slot; hinges allow cover to remain attached while opened and closed when in service with no drips
- ◆ Sets include a removable stainless steel bain marie inner pot
- ◆ Double-wall insulated construction allows outer surface to stay cool-to-touch

ELECTRIC STAINLESS STEEL KETTLE SOUP WARMER

- ◆ Includes suction-grip label holder

| OVERALL DIMENSIONS L" x D" x H" (mm) | POWER | PLUG | SHIP WEIGHT |
|--|--------------------------|------------|---------------------|
| 13- ³ / ₁₆ x 13- ³ / ₁₆ x 15 (335 x 335 x 381) | 110V~50/60Hz, 400W, 3.6A | NEMA 5-15P | 13.14 lbs (5.9 kgs) |



| ITEM | DESCRIPTION | UOM | CASE |
|-----------|----------------------------|------|------|
| ESW-70 | S/S Kettle Soup Warmer Set | Set | 1 |
| ESW70-INS | S/S Insert for ESW-70 | Each | 2 |
| INSH-7 | Hinged Cover for ESW70-INS | Each | 6/24 |
| ESW70-P6 | Replacement Knob | Each | 1 |

ELECTRIC DELUXE BLACK KETTLE SOUP WARMER

- ◆ Includes customizable magnetic label holder, plus a variety of pre-printed soup name labels

| OVERALL DIMENSIONS L" x D" x H" (mm) | POWER | PLUG | SHIP WEIGHT |
|--|--------------------------|------------|--------------------|
| 13- ³ / ₁₆ x 13- ³ / ₁₆ x 15 (335 x 335 x 381) | 110V~50/60Hz, 400W, 3.6A | NEMA 5-15P | 12.4 lbs (5.6 kgs) |




| ITEM | DESCRIPTION | UOM | CASE |
|-----------|------------------------------|------|------|
| ESW-66 | Black Kettle Soup Warmer Set | Set | 1 |
| ESW-INS | S/S Insert Pot for ESW-66 | Each | 2 |
| INSH-7 | Hinged Cover for ESW-INS | Each | 6/24 |
| ESW66-P38 | Replacement Knob | Each | 1 |

ELECTRIC WATER PAN



EWP-2



Holds full-size steam table pan. Use as freestanding unit or fits inside standard full-size chafers.



ELECTRIC WATER PAN

Add ease and convenience with this versatile, energy efficient 120 Volt alternative to chafing fuels. It fits most full-size chafers or use as a freestanding unit.

- ◆ Stands alone or fits standard full-size chafers frames for an electric alternative (food pan sold separately)
- ◆ Accommodates full-size steam table pans
- ◆ Adjustable controls keep contents at safe serving temp
- ◆ Powerful, efficient 900W heating element heats up fast

| OVERALL DIMENSIONS L" x D" x H" (mm) | POWER | PLUG | SHIP WEIGHT |
|---|-----------------------|------------|------------------|
| 22- ⁵ / ₁₆ x 13- ⁵ / ₁₆ x 7 (575 x 346 x 178) | 120V~60Hz, 900W, 7.5A | NEMA 5-15P | 6 lbs (2.72 kgs) |

| ITEM | DESCRIPTION | UOM | CASE |
|-------|-----------------|------|------|
| EWP-2 | 900W, Full-Size | Each | 1 |

Refer to page 54 for chafers

ELECTRIC 30-CUP RICE COOKER

- ◆ Holds up to 30 cups of uncooked rice or up to 60 cups of cooked rice
- ◆ Removable inner pot seals in moisture
- ◆ Automatic warming up to 2 hours

| OVERALL DIMENSIONS L" x D" x H" (mm) | POWER | PLUG | SHIP WEIGHT |
|--|--------------------------|------------|------------------|
| 19-7/8 x 17-1/2 x 13-3/8 (505 x 445 x 340) | 110V~50/60Hz, 1550W, 13A | NEMA 5-15P | 18 lbs (8.2 kgs) |



| ITEM | DESCRIPTION | UOM | CASE |
|-----------|-----------------------|------|------|
| RC-P301 | Rice Cooker, 30-Cup | Set | 1 |
| RC-P301PN | Inner pot for RC-P301 | Each | 1 |

Replaces RC-P300

RICE COOKERS & WARMERS

RC-P301

ELECTRIC 30-CUP RICE COOKER & WARMER WITH HINGED LID

- ◆ Holds up to 30 cups of uncooked rice or up to 60 cups of cooked rice
- ◆ Fingerprint-proof satin finish; heavy-duty stainless steel body
- ◆ Removable non-stick inner pot seals in moisture
- ◆ Energy efficient heat absorption system
- ◆ Automatic warming up to 6 hours

| OVERALL DIMENSIONS L" x D" x H" (mm) | POWER | PLUG | SHIP WEIGHT |
|---|-----------------------|------------|-------------------|
| 19 x 15-5/8 x 13-7/8 (483 x 397 x 350) | 120V~60Hz, 1550W, 13A | NEMA 5-15P | 24 lbs (10.9 kgs) |



| ITEM | DESCRIPTION | UOM | CASE |
|-----------|--|------|------|
| RC-S301 | Rice Cooker/Warmer, Hinged Lid, 30-Cup | Set | 1 |
| RC-S301PN | Inner Pot for RC-S301 | Each | 1 |
| RCW-P1 | Serving Paddle | Each | 1 |
| RCS301-P1 | Measuring Cup | Each | 1 |
| RCS301-P8 | Fuse for RC-S301 | Each | 1 |

Replaces RC-S300



RC-S301

ELECTRIC 100-CUP RICE WARMER WITH HINGED LID

- ◆ Holds up to 100 cups of cooked rice for warming
- ◆ Fingerprint-proof satin finish; heavy-duty stainless steel body
- ◆ Removable non-stick inner pot seals in moisture
- ◆ Energy efficient heat absorption system
- ◆ Warming up to 12 hours

| OVERALL DIMENSIONS L" x D" x H" (mm) | POWER | PLUG | SHIP WEIGHT |
|---|-----------------------|------------|--------------------|
| 19 x 14-7/8 x 17-7/8 (483 x 381 x 378) | 120V~60Hz, 103W, 0.8A | NEMA 5-15P | 20.7 lbs (9.4 kgs) |



| ITEM | DESCRIPTION | UOM | CASE |
|-----------|----------------------------------|------|------|
| RW-S451 | Rice Warmer, Hinged Lid, 100-Cup | Set | 1 |
| RW-S451PN | Inner pot for RW-S451 | Each | 1 |
| RCW-P1 | Serving Paddle | Each | 1 |

Replaces RW-S450



RW-S451

**PANASONIC ELECTRIC 23-CUP RICE COOKER**

- ◆ Holds up to 23 cups of uncooked rice or up to 46 cups of cooked rice
- ◆ Removable Inner pot seals in moisture
- ◆ Warming up to 2 hours

| OVERALL DIMENSIONS L" x D" x H" (mm) | POWER | PLUG | SHIP WEIGHT |
|--|-----------------------|------------|---------------------|
| 16-7/8 x 14-7/8 x 11-7/8 (429 x 378 x 302) | 120V~60Hz, 1550W, 13A | NEMA 5-15P | 15.3 lbs (6.94 kgs) |

| ITEM | DESCRIPTION | UOM | CASE |
|------------|--|-----|------|
| SR-42HZP-D | Panasonic Commercial Rice Cooker, 23-Cup | Set | 1 |



SR-42HZP-D



ELECTRIC ROUND FOOD COOKERS/WARMERS

Fits 7qt
inset pot



With inset pot



FW-7R-SERIES



FW-7R250

With highly efficient heating distribution, Winco's durable and reliable food warmers & cookers/warmers are workhorses that can endure the harshest kitchen environments.

- ◆ Insulated heating compartment for maximum efficiency
- ◆ No-drip rim keeps serving area clean



ELECTRIC ROUND FOOD WARMERS (WET WELL USE ONLY)

- ◆ 3 settings: Low / Medium / High

| ITEM | OVERALL DIMENSIONS L" x D" x H" (mm) | WELL OPENING L" x D" x H" (mm) | POWER | PLUG | SHIP WEIGHT |
|-----------|--|-------------------------------------|-----------------------|------------|-----------------------|
| FW-11R250 | 12-½ x 12-½ x 9-⅝ (518 x 318 x 245) | 10½ x 10½ x 6¼ (267 x 267 x 160) | 120V-50/60Hz, 750W | NEMA 5-15P | 13.5 lbs (6.1 kgs) |
| FW-7R250 | 11 x 11 x 9-½ (280 x 280 x 241) | 8¼ x 8¼ x 6 (210 x 210 x 153) | 120V-50/60Hz, 550W | NEMA 5-15P | 9.48 lbs (4.3 kgs) |

| ITEM | DESCRIPTION | UOM | CASE |
|-----------|--------------|-----|------|
| FW-11R250 | 11 Qt Warmer | Set | 1 |
| FW-7R250 | 7 Qt Warmer | Set | 1 |

Fits 11qt
inset pot



FW-11R500



FW-11R-SERIES



ELECTRIC ROUND FOOD COOKERS/WARMERS (WET WELL USE ONLY)

- ◆ Heats up to 212°F (100°C)

| ITEM | OVERALL DIMENSIONS L" x D" x H" (mm) | WELL OPENING L" x D" x H" (mm) | POWER | PLUG | SHIP WEIGHT |
|-----------|--|--------------------------------------|------------------------|------------|-----------------------|
| FW-11R500 | 12-½ x 12-½ x 9-⅝ (518 x 318 x 245) | 10½ x 10½ x 6-¼ (267 x 267 x 160) | 120V-50/60Hz, 1250W | NEMA 5-15P | 12.6 lbs (5.7 kgs) |
| FW-7R500 | 11 x 11 x 9-½ (280 x 280 x 241) | 8-¼ x 8-¼ x 6 (210 x 210 x 153) | 120V-50/60Hz, 1050W | NEMA 5-15P | 9.1 lbs (4.3 kgs) |

| ITEM | DESCRIPTION | UOM | CASE |
|-----------|---------------------|-----|------|
| FW-11R500 | 11 Qt Cooker/Warmer | Set | 1 |
| FW-7R500 | 7 Qt Cooker/Warmer | Set | 1 |



FW11R-ADP

FOOD COOKERS/WARMERS ACCESSORIES

| ITEM | DESCRIPTION | UOM | CASE |
|-----------|----------------|------|------|
| INS-11.0M | 11Qt Inset Pan | Each | 6/12 |
| INS-7.0M | 7 Qt Inset Pan | Each | 6/24 |
| FW11R-ADP | Adaptor Ring | Each | 1/6 |



Adaptor ring quickly
converts 11qt food
cookers/warmers to fit
7qt inset pan

ELECTRIC 4/3 SIZE FOOD WARMER, 1500W (WET WELL USE ONLY)

This commercial-grade food warmer fits four (4) 1/3-size food pans in the extended 27" long well opening, and allows for other pan configurations. Featuring a heavy-duty stainless steel welded body, the energy efficient design heats quickly.

- ◆ Energy-efficient design for fast heating
- ◆ Heavy-duty stainless steel welded body
- ◆ Reliable temperature control for graduated heat settings
- ◆ Dedicated indicator light to easily monitor heating status

| OVERALL DIMENSIONS L" x D" x H" (mm) | WELL OPENING L" x D" x H" (mm) | POWER | PLUG | SHIP WEIGHT |
|---|---|-------------------------------|------------|------------------------|
| 14 ^{-5/8} x 29 ^{-3/4} x 10 ^{-5/8} (370 x 755 x 270) | 11 ^{-13/16} x 27 x 6 ^{-5/16} (300 x 658 x 160) | 120V-50/60Hz, 1500W, 12.5A | NEMA 5-15P | 29.4 lbs (13.4 kgs) |



| ITEM | DESCRIPTION | UOM | CASE |
|-----------|-----------------------|------|------|
| FW-L600 | 4/3 Size Warmer | Set | 1 |
| FWS600-P5 | Power/Thermostat Knob | Each | 1 |

ELECTRIC 4/3 SIZE FOOD WARMER



(1) FULL SIZE, (1) 1/3 SIZE



(4) 1/3 SIZE PANS



FW-L600

These commercial-grade units accommodate a full-size food pan and allows for other pan configurations. Featuring a heavy-duty stainless steel welded body, the energy efficient design heats quickly.

- ◆ Energy-efficient design for fast heating
- ◆ Heavy-duty stainless steel welded body
- ◆ Reliable temperature control for graduated heat settings
- ◆ Dedicated indicator light to easily monitor heating status

ELECTRIC FULL-SIZE FOOD COOKERS/WARMERS

ELECTRIC FULL-SIZE FOOD COOKER/WARMER, 1500W (WET WELL USE ONLY)

| OVERALL DIMENSIONS L" x D" x H" (mm) | WELL OPENING L" x D" x H" (mm) | POWER | PLUG | SHIP WEIGHT |
|---|-----------------------------------|-------------------------------|------------|----------------------|
| 14 ^{-5/8} x 22 ^{-1/2} x 10 ^{-5/8} (370 x 572 x 270) | 12 x 20 x 6 (305 x 508 x 153) | 120V-50/60Hz, 1500W, 12.5A | NEMA 5-15P | 25 lbs (11.4 kgs) |



| ITEM | DESCRIPTION | UOM | CASE |
|-----------|-----------------------|------|------|
| FW-S600 | Cooker/Warmer | Set | 1 |
| FWS600-P5 | Power/Thermostat Knob | Each | 1 |



FW-S600

ELECTRIC FULL-SIZE FOOD WARMER, 1200W (WET WELL USE ONLY)

| OVERALL DIMENSIONS L" x D" x H" (mm) | WELL OPENING L" x D" x H" (mm) | POWER | PLUG | SHIP WEIGHT |
|--|-----------------------------------|-----------------------------|------------|-------------------------|
| 14 ^{-5/8} x 22 ^{-1/2} x 9 ^{-3/8} (370 x 572 x 238) | 12 x 20 x 6 (305 x 508 x 153) | 120V-50/60Hz, 1200W, 10A | NEMA 5-15P | 23.2 lbs (10.52 kgs) |



| ITEM | DESCRIPTION | UOM | CASE |
|------------|-----------------------|------|------|
| FW-S500 | Warmer | Set | 1 |
| FWS500-P11 | Power/Thermostat Knob | Each | 1 |



FW-S500





FOOD WARMERS



Adaptor plate included



Intertek Intertek

51096

STAINLESS STEEL FOOD WARMER

This warmer accepts most popular warmer pans, adaptors and lids. The adjustable thermostat allows for virtually any type of cooking or holding condition.

- ◆ Mirror finish 18/8 stainless steel body
- ◆ Precise control adjustable thermostat
- ◆ Includes two-hole adaptor plate for 7Qt inserts
- ◆ Accepts all standard pans, adaptors and lids
- ◆ Water-resistant covered power switch
- ◆ 3-1/2" adjustable legs

| OVERALL DIMENSIONS L" x D" x H" (mm) | POWER | PLUG | SHIP WEIGHT |
|--|-----------------------|------------|-----------------|
| 13-1/4 x 21-1/2 x 12-1/2 (336 x 546 x 318) | 120V~60Hz, 1200W, 10A | NEMA 5-15P | 22 lbs (10 kgs) |
| WELL OPENING L" x D" x H" (mm) | | | |
| 12 x 20 x 6-1/4 (305 x 508 x 159) | | | |

| ITEM | DESCRIPTION | UOM | CASE |
|-------|--------------|-----|------|
| 51096 | 1200W Warmer | Set | 1 |



51072P



Intertek Intertek

5107XP-SERIES

DUAL-Well FOOD WARMERS (PLAIN SIDES WITHOUT GRAPHIC)

| ITEM | OVERALL DIMENSIONS L" x D" x H" (mm) | POWER | PLUG | SHIP WEIGHT |
|--------|--|-----------------------|------------|-------------------|
| 51072P | 21-1/2 x 13-1/4 x 17 (546 x 336 x 432)* | 120V~60Hz, 1200W, 10A | NEMA 5-15P | 27 lbs (12.3 kgs) |
| 51073P | | | | 28 lbs (12.7 kgs) |
| 51074P | | | | 30 lbs (13.6 kgs) |

*Pump models 20" (508mm) height

| ITEM | DESCRIPTION | UOM | CASE |
|--------|----------------------------------|-----|------|
| 51072P | Warmer with 2 Ladles/Lids | Set | 1 |
| 51073P | Warmer with 1 Pump & 1 Ladle/Lid | Set | 1 |
| 51074P | Warmer with 2 Pumps | Set | 1 |

FOOD WARMER ACCESSORIES

| ITEM | DESCRIPTION | UOM | CASE |
|----------|---|------|--------|
| SPHP4 | Half-Size Perforated Steam Pan, 4", 25 Ga S/S | Each | 6/24 |
| SPJM-204 | Half-Size Anti-Jam Steam Pan, 4", 24 Ga S/S | Each | 6/24 |
| SPSCH | Half-Size Steam Pan Cover, Solid | Each | 12/48 |
| C-DCH | Half-Size Dome Cover, S/S | Each | 24 |
| LDI-3 | 3 oz Ladle, S/S | Each | 12/120 |
| ADP-808 | Adaptor Plate w/ Two Holes (7qt), S/S | Each | 10 |
| INS-7.0M | 7 Qt Inset Pan, S/S | Each | 6/24 |
| INSH-7 | Hinged Inset Cover, S/S | Each | 6/24 |
| 56752 | Condiment Pump for 7 Quart Inset Pan, S/S | Each | 1/10 |



SPHP4



SPJM-204



SPSCH



C-DCH



LDI-3



ADP-808



INS-7.0M



INSH-7



56752

Themed Warmers

Themed warmers offer style and flexibility with attractive graphics for point-of-sale merchandising, and multiple insert configurations to meet operational needs.



THEMED FOOD WARMERS

"CHICKEN WINGS" WARMER

- ◆ 2 half size pans, 2 domed lids, tongs and tongs holder

| OVERALL DIMENSIONS L" x D" x H" (mm) | POWER | PLUG | SHIP WEIGHT |
|---|-----------------------|------------|-------------------|
| 21-½ x 13-¼ x 16 (546 x 336 x 406) | 120V~60Hz, 1200W, 10A | NEMA 5-15P | 27 lbs (12.3 kgs) |

| ITEM | DESCRIPTION | UOM | CASE |
|--------|----------------------|-----|------|
| 51072W | Chicken Wings Warmer | Set | 1 |



51072W

"CHILI & CHEESE" WARMER

| ITEM | OVERALL DIMENSIONS L" x D" x H" (mm) | POWER | PLUG | SHIP WEIGHT |
|--------|---|-----------------------|------------|-------------------|
| 51072A | 21-½ x 13-¼ x 17 (546 x 336 x 432)* | 120V~60Hz, 1200W, 10A | NEMA 5-15P | 27 lbs (12.3 kgs) |
| 51073A | | | | 28 lbs (12.7 kgs) |
| 51074A | | | | 30 lbs (13.6 kgs) |

*Pump models 20" (508mm) height

| ITEM | DESCRIPTION | UOM | CASE |
|--------|----------------------------------|-----|------|
| 51072A | Warmer with 2 Ladles/Lids | Set | 1 |
| 51073A | Warmer with 1 Pump & 1 Ladle/Lid | Set | 1 |
| 51074A | Warmer with 2 Pumps | Set | 1 |



51074A

"HOT FUDGE & CARAMEL" WARMER

| ITEM | OVERALL DIMENSIONS L" x D" x H" (mm) | POWER | PLUG | SHIP WEIGHT |
|--------|---|-----------------------|------------|-------------------|
| 51072H | 21-½ x 13-¼ x 17 (546 x 336 x 432)* | 120V~60Hz, 1200W, 10A | NEMA 5-15P | 27 lbs (12.3 kgs) |
| 51073H | | | | 28 lbs (12.7 kgs) |
| 51074H | | | | 30 lbs (13.6 kgs) |

*Pump models 20" (508mm) height

| ITEM | DESCRIPTION | UOM | CASE |
|--------|----------------------------------|-----|------|
| 51072H | Warmer with 2 Ladles/Lids | Set | 1 |
| 51073H | Warmer with 1 Pump & 1 Ladle/Lid | Set | 1 |
| 51074H | Warmer with 2 Pumps | Set | 1 |



51073H

"DELICIOUS SOUPS" WARMER

| OVERALL DIMENSIONS L" x D" x H" (mm) | POWER | PLUG | SHIP WEIGHT |
|---|-----------------------|------------|-------------------|
| 21-½ x 13-¼ x 17 (546 x 336 x 432) | 120V~60Hz, 1200W, 10A | NEMA 5-15P | 27 lbs (12.3 kgs) |

| ITEM | DESCRIPTION | UOM | CASE |
|--------|-------------------------------|-----|------|
| 51072S | Soup Station, 2 Ladles & Lids | Set | 1 |



51072S



ELECTRIC STRIP HEATERS



Includes hanging brackets & chains



Built-in plug



Heating element



Indicator light and toggle switch



Designed with a tubular sheath heating element, these premium quality electric strip heaters provide constant, even, and reliable infrared heating. Undermount and freestanding options available.

- ◆ Heavy-duty one piece extruded aluminum body for durability and cleanliness
- ◆ Aluminum heat reflectors with focused heat pattern to maximize holding times
- ◆ On/off toggle switch and 180° full view indicator light for easy operation



UNDERMOUNT ELECTRIC STRIP HEATERS

- ◆ Ideal for pass-through stations or under shelf installations
- ◆ Each unit includes undermount bracket set w/screws and hanging chains

| ITEM | OVERALL DIMENSIONS L" X D" X H" (mm) | POWER | PLUG & CORD | SHIP WEIGHT |
|--------|---|---------------------------|--|-------------------|
| ESH-24 | 24 x 6 x 2-7/16 (610 x 153 x 67) | 120V-50/60Hz, 500W, 4.2A | NEMA 5-15P 70" (178cm) long cord | 11 lbs (5 kgs) |
| ESH-36 | 36 x 6 x 2-7/16 (915 x 153 x 67) | 120V-50/60Hz, 750W, 6.3A | | 15.4 lbs (7 kgs) |
| ESH-48 | 48 x 6 x 2-7/16 (1220 x 153 x 67) | 120V-50/60Hz, 1000W, 8.3A | | 17.6 lbs (8 kgs) |
| ESH-60 | 60 x 6 x 2-7/16 (1524 x 153 x 67) | 120V-50/60Hz, 1400W, 12A | | 22 lbs (10 kgs) |
| ESH-72 | 72 x 6 x 2-7/16 (1829 x 153 x 67) | 120V-50/60Hz, 1800W, 15A | | 24.3 lbs (11 kgs) |

| ITEM | DESCRIPTION | UOM | CASE |
|--------|-------------|-----|------|
| ESH-24 | 24"L | Set | 1 |
| ESH-36 | 36"L | Set | 1 |
| ESH-48 | 48"L | Set | 1 |
| ESH-60 | 60"L | Set | 1 |
| ESH-72 | 72"L | Set | 1 |

FREESTANDING ELECTRIC STRIP HEATER

- ◆ Heavy-duty steel stand with powder-coated painted exterior and rust resistant interior coating
- ◆ Stand adjusts to three heights above work surface to control heat intensity

| ITEM | OVERALL DIMENSIONS L" X D" (mm) | ADJUSTABLE HEIGHT" (mm) | POWER | PLUG & CORD | SHIP WEIGHT |
|-------|---|--|-----------------------------|--|---------------------|
| ESH-1 | 26- ¹ / ₈ x 14- ¹ / ₄ (664 x 362) | 18 (457mm) 20- ⁵ / ₈ (524mm) 22- ⁷ / ₈ (581mm) | 120V~50/60Hz, 500W, 4.2A | NEMA 5-15P 70" (178cm) long cord | 6.61 lbs (3 kgs) |
| | STRIP HEATER ONLY L" X D" X H" (mm) | | | | |
| | 24- ¹ / ₈ x 6 x 2- ⁷ / ₁₆ (616 x 153 x 67) | | | | |

| ITEM | DESCRIPTION | UOM | CASE |
|----------|------------------------------|------|------|
| ESH-1 | Electric Strip Heater, Steel | Set | 1 |
| ESH-1-HB | Hanging Bracket for ESH-1 | Each | 1 |



ESH-1

UNIVERSAL DUMP STATION PAN HOLDERS



UNIVERSAL DUMP STATION PAN HOLDERS

- ◆ Utilize with heat lamps for cohesive presentation
- ◆ Accommodates 2-1/2" and 4" deep pans

| ITEM | DESCRIPTION | UOM | CASE |
|----------|----------------------------------|------|------|
| EHL-PH-B | Black, Fits EHL-3C | Each | 1/6 |
| EHL-PH-G | Gray, Fits ESH-1, EHL-2 & EHL-2C | Each | 1/6 |

EHL-PH-B



EHL-PH-G



Compatible with Winco heat lamps



www.winco.us.com

Maintain ideal serving temperatures to keep prepared food warm and appetizing under these infrared, twin-bulb heat lamps, featuring maximum adjustability, improved countertop stability and an easy-to-clean, scratch-resistant finish.

- ◆ Compatible with most standard-size food trays
- ◆ Heavy-duty frame with 13 gauge aluminum bulb hoods
- ◆ Two (2) clear, infrared shatter-resistant 250W/120V bulbs included



3-POSITION ELECTRIC STEEL TUBING HEAT LAMPS

- ◆ Easy-clean, durable, scratch-resistant electrostatic powder-coated finished hoods and frame
- ◆ 3-position adjustable height to control heat intensity

| OVERALL DIMENSIONS L" X D" (mm) | ADJUSTABLE HEIGHT" (mm) | POWER | PLUG & CORD | SHIP WEIGHT |
|------------------------------------|--|-----------------------------|--|--------------------|
| 19-1/2 x 22-1/2 (495 x 571) | 23-5/8 (600mm) 26-1/8 (664mm) 28-5/8 (727mm) | 120V~50/60Hz, 500W, 4.2A | NEMA 5-15P 70" (178cm) long cord | 6.6 lbs (3 kgs) |
| BASE DIMENSIONS L" X D" (mm) | | | | |
| 18 x 14 (457 x 356) | | | | |

| ITEM | DESCRIPTION | UOM | CASE |
|--------|-----------------------------|-----|------|
| EHL-3C | 3-Position Heat Lamp, Black | Set | 1 |
| EHL-2C | 3-Position Heat Lamp, Gray | Set | 1 |

Heat lamps include 2 clear,
infrared shatter-resistant
250W/120V bulbs



4-POSITION ELECTRIC ALUMINUM TUBING HEAT LAMP

- ◆ 14 gauge heavy-duty aluminum tubing frame
- ◆ Easy-clean brushed aluminum finish
- ◆ 4-position adjustable height to control heat intensity

| OVERALL DIMENSIONS L" X D" (mm) | ADJUSTABLE HEIGHT" (mm) | POWER | PLUG & CORD | SHIP WEIGHT |
|------------------------------------|--|-----------------------------|--|-----------------------|
| 19-1/2 x 22-1/2 (495 x 571) | 29-3/8 (746mm) 27-1/2 (699mm) 25-1/2 (648mm) 23-3/4 (603mm) | 120V~50/60Hz, 500W, 4.2A | NEMA 5-15P 70" (178cm) long cord | 7.5 lbs (3.45 kgs) |
| BASE DIMENSIONS L" X D" (mm) | | | | |
| 16-1/4 x 14-1/4 (413 x 362) | | | | |

| ITEM | DESCRIPTION | UOM | CASE |
|-------|--------------------------------|-----|------|
| EHL-2 | 4-Position Heat Lamp, Aluminum | Set | 1 |

Refer to page 224 for food pans



INFRARED SHATTER-RESISTANT BULBS FOR HEAT LAMPS

- ◆ Shatter-resistant infrared 250W/120V bulbs
- ◆ R40 bulb with medium E26 base
- ◆ Up to 6,000 hours burn time
- ◆ For commercial food-operations only

| ITEM | DESCRIPTION | UOM | CASE |
|--------|-------------|------|------|
| EHL-BR | Red | Each | 1/12 |
| EHL-BW | Clear | Each | 1/12 |

ELECTRIC HEAT LAMPS



INFRARED R40 BULBS



Retail Box
Design



EHL-BW



EHL-BR



Winco[®] **SPECTRUM** COUNTERTOP INDUCTION COOKERS



EICS-SERIES

Refer to page 212
for induction-ready
cookware


EICS-18
For U.S. only

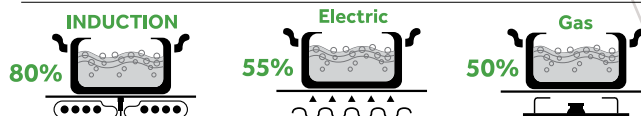
EICS-18C
EICS-34
For U.S. and
Canada


COUNTERTOP INDUCTION COOKERS

Safer than traditional gas or electric resistance burners, induction cooktops use magnetism to rapidly heat up induction cookware, which in turn heats up food. The ideal choice for tableside, catering and buffet-line cooking, induction cooktops are faster and more efficient than installed gas stovetops.

- ◆ Stainless steel body construction
- ◆ Compact, easy-to-clean, portable
- ◆ Easy to use digitally controlled wattage and temperature from warming to cooking for optimal cooking efficiency, control and speed
- ◆ High-impact and high-heat resistant 11-13/16" x 11-13/16" (299mm x 299mm) glass-ceramic cooking surface
- ◆ Accommodates pan sizes between 4-1/2" (114 mm) to 10-1/2" (267mm)
- ◆ Small-article and pan detection
- ◆ Timer up to 150 min (2-1/2 hours)
- ◆ Auto safety shut-off

Heat Efficiency Comparison



| ITEM | OVERALL DIMENSIONS L" X D" X H" (mm) | POWER | PLUG | SHIP WEIGHT |
|----------|---|-----------------------|------------|----------------------|
| EICS-18 | 14-3/16 x 18-1/8 x 5-1/8 (360 x 460 x 129) | 120V~60Hz, 1800W, 15A | NEMA 5-15P | 37.5 lbs (17 kgs) |
| EICS-18C | | 120V~60Hz, 1800W, 15A | NEMA 5-20P | |
| EICS-34 | | 240V~60Hz, 3400W, 14A | NEMA 6-20P | |

| ITEM | DESCRIPTION | UOM | CASE |
|----------|---------------|-----|------|
| EICS-18 | US | Set | 1/2 |
| EICS-18C | US and Canada | Set | 1/2 |
| EICS-34 | US and Canada | Set | 1/2 |

ECONOMY INDUCTION COOKER

Low profile



ECONOMY COUNTERTOP INDUCTION COOKER

- ◆ Up to 1800 watts of continuous heat to cook everything from a low simmer to a rolling boil
- ◆ Easy-touch controls with adjustable power levels (1-10)
- ◆ Ceramic glass surface with small-article and pan detection, 4-3/4"-10-1/4" induction cookware
- ◆ Durable stainless steel and plastic body construction
- ◆ Timer up to 180 min. (3 Hours)

| OVERALL DIMENSIONS L" x D" x H" (mm) | POWER | PLUG | SHIP WEIGHT |
|--|-----------------------|------------|------------------|
| 11-3/4 x 15-3/4 x 2-3/4 (299 x 400 x 70) | 120V~60Hz, 1800W, 15A | NEMA 1-15P | 13.3 lbs (6 kgs) |

| ITEM | DESCRIPTION | UOM | CASE |
|----------|------------------|------|------|
| EIC-400E | Induction Cooker | Each | 1/4 |


EIC-400E
For U.S. only


DROP-IN INDUCTION COOKERS

Safer than traditional gas or electric resistance burners, induction cooktops use magnetism to rapidly heat up induction cookware, which in turn heats up food. The drop-in induction cookers install directly into the countertop for a built-in, streamlined presentation. Ideal for tableside, catering or buffet-line cooking.

- ◆ Powder-coated steel body construction
- ◆ Compact drop-in-counter design that can be flush, recessed, or mounted with optional trim ring
- ◆ Easy to use digital control with ten (10) power wattage levels from warming to cooking for optimal cooking efficiency, control and speed
- ◆ Remote control panel provided with 36" (915mm) quick-connect cord
- ◆ High-impact and high-heat resistant 11-13/16" x 11-13/16" (299mm x 299mm) glass-ceramic cooking surface
- ◆ Accommodates pan sizes between 4-1/2" (114 mm) to 10-1/2" (267mm)
- ◆ Small-article and pan detection
- ◆ Timer up to 150 min (2-1/2 hours)
- ◆ Auto safety shut-off

| ITEM | OVERALL DIMENSIONS L" X D" X H" (mm) | POWER | PLUG | SHIP WEIGHT |
|----------|--|-----------------------|------------|------------------------|
| EIDS-18 | 12-3/8" x 13-7/8" x 3-7/8" (320 x 340 x 98) | 120V~60Hz, 1800W, 15A | NEMA 5-15P | 27.7 lbs (12.6 kgs) |
| EIDS-18C | | 120V~60Hz, 1800W, 15A | NEMA 5-20P | |
| EIDS-34 | | 240V~60Hz, 3400W, 14A | NEMA 6-20P | |

| ITEM | DESCRIPTION | UOM | CASE |
|----------|---------------|-----|------|
| EIDS-18 | US | Set | 1/2 |
| EIDS-18C | US and Canada | Set | 1/2 |
| EIDS-34 | US and Canada | Set | 1/2 |

winco® SPECTRUM™ DROP-IN INDUCTION COOKERS



EIDS-SERIES



Control panel mounts to front of counter where drop-in cooker is installed



Drop-in induction cooker mounted in counter

EIDS-18
For U.S. only



EIDS-18C
EIDS-34
For U.S. and Canada



TRIM RING FOR DROP-IN INDUCTION COOKERS

For a sleek look, install the drop-in induction cookers with this additional trim ring to protect the glass edges and hide the countertop cutout.

| ITEM | DESCRIPTION | UOM | CASE |
|---------|---------------------------|------|------|
| EIDS-TR | Stainless Steel Trim Ring | Each | 1 |



EIDS-TR

PORTABLE BUTANE GAS STOVE

This portable and compact butane gas stove is great for camping, outdoor parties or catered events.

- ◆ Single, top-quality solid brass burner, built-in pot support and wide base for stability
- ◆ Manually adjustable heat range with up to 9,500 BTU of power
- ◆ Comes with a black impact-resistant hard plastic carrying case for easy transport
- ◆ Automatic gas shut-off safety feature
- ◆ Uses standard 8 oz Butane DOT-2P canister (sold separately)

| OVERALL DIMENSIONS L" x D" x H" (mm) | POWER | SHIP WEIGHT |
|--|-----------|-------------------|
| 13-3/8" x 10-3/4" x 4-1/4" (340 x 273 x 108) | 9500 BTUs | 5.2 lbs (2.4 kgs) |

| ITEM | DESCRIPTION | UOM | CASE |
|--------|---|------|------|
| PGS-1K | Portable Gas Stove w/Case, Black, 9500 BTUs, Brass Burner | Each | 1/6 |

BUTANE GAS STOVE



Superior brass burner



Fits standard Butane canister



Winco[®] SPECTRUM[™] IMMERSION CIRCULATORS

NEW



ESVI-1800

Refer to page 231
for polycarbonate
containers


ESVI-1

Get cooking with the Spectrum line of sous vide equipment. With precise temperature control and by reducing heat fluctuations, food retains moisture, nutrition, and flavor for perfect results every time.

- ◆ Precise temperature accuracy: +1°F (0.5°C)
- ◆ Temperature range: 41°F to 210°F (5°-99°C)
- ◆ Timer setting range: 5 minutes to 99 hours
- ◆ LED display: Optional °F / °C, with last temperature and time memory when turned on
- ◆ Maximum volume capacity: 7.9 gallons (30L)



HEAVY-DUTY IMMERSION CIRCULATOR

- ◆ Stainless steel construction
- ◆ Easy to use solid state digital control panel
- ◆ IPX7 Waterproof up to -1 meter for 30 minutes
- ◆ High wattage for faster heating and recovery
- ◆ Low water level detection and alarm
- ◆ Quick release fastening screw for fast cleaning

| OVERALL DIMENSIONS L" X D" X H" (mm) | POWER | PLUG | SHIP WEIGHT |
|---|---------------------------|-----------------------------------|---------------------|
| 8-7/8 x 7-1/2 x 13 (174 x 112 x 328) | 110-120V~60Hz, 1800W, 15A | NEMA 5-15P NEMA 5-20P (Canada) | 7.28 lbs 3.3 kgs |



| ITEM | DESCRIPTION | UOM | CASE |
|-----------|---------------------------------|------|------|
| ESVI-1800 | Heavy-Duty Immersion Circulator | Each | 1 |



IMMERSION CIRCULATOR

- ◆ Attached clamp adjusts to fit over container

| OVERALL DIMENSIONS L" X D" X H" (mm) | POWER | PLUG | SHIP WEIGHT |
|--|---------------------------|------------|-----------------|
| 3-1/16 x 6-5/16 x 12-3/16 (94 x 167 x 326) | 110-120V~60Hz, 900W, 7.5A | NEMA 5-15P | 4.4 lbs (2 kgs) |

| ITEM | DESCRIPTION | UOM | CASE |
|--------|----------------------|-----|------|
| ESVI-1 | Immersion Circulator | Set | 1/6 |



THERMAL CIRCULATOR

- ◆ Wire clip on side conveniently holds lid when open
- ◆ Built-in faucet and drain for easy water removal
- ◆ Included tray with 8 slots for cooking multiple vacuum-sealed portions
- ◆ Maximum volume capacity: 7.4 gallons (28L)

| OVERALL DIMENSIONS L" X D" X H" (mm) | POWER | PLUG | SHIP WEIGHT |
|--|---------------------------|------------|--------------------|
| 22-1/2 x 17-7/16 x 12-3/16 (571 x 442 x 308) | 110-120V~60Hz, 1800W, 15A | NEMA 5-15P | 18.7 lbs (8.5 kgs) |

| ITEM | DESCRIPTION | UOM | CASE |
|----------|-------------------------------|------|------|
| ESVC-28 | Thermal Circulator | Set | 1 |
| ESVC-P17 | NEMA 5-20P Cord/Plug (Canada) | Each | 1 |

CONSISTENT
MORE NUTRITION
MORE FLAVOR
RESULTS



ESVC-28



Wire clip holds lid



Sectioned tray

VACUUM SEALER

- ◆ Compact design with large 3-gallon capacity vacuum chamber
- ◆ Dry vacuum pump and easy-to-use touch controls with adjustable vacuum & seal times, or instant-seal function
- ◆ Stainless steel body construction
- ◆ Heavy-duty transparent lid; dome adds to inner chamber height allowing larger items to fit for sealing

| OVERALL DIMENSIONS L" X D" X H" (mm) | CHAMBER DIMENSIONS L" X D" X H" (mm) | POWER | PLUG | SHIP WEIGHT |
|---|--|-------------------------------|------------|------------------------|
| 14- ³ / ₁₆ x 16- ³ / ₄ x 15- ¹ / ₄ (359 x 425 x 388) | 12 x 13- ⁷ / ₈ x 5- ¹ / ₂ (300 x 350 x 133) | 110-120~ 60Hz, 630W, 5.25A | NEMA 5-15P | 59.7 lbs (27.1 kgs) |
| SEAL BAR 11-1/2" (295mm) | SEAL WIRE ⁷ / ₃₂ " (3.5mm) | | | |

| ITEM | DESCRIPTION | UOM | CASE |
|---------|-------------------|------|------|
| EVPM-12 | Vacuum Sealer | Set | 1 |
| EVPM-P1 | Seal Bar Assembly | Each | 1 |



11-1/2" seal bar
with bag clamp

winco
SPECTRUM
VACUUM SEALER



EVPM-12

16" MANUAL IMPULSE BAG SEALER

- ◆ Seals in 0.2 to 3 seconds
- ◆ Compatible with rolled, embossed, flat or zipper vacuum bags with a thickness up to 1/32"(0.5mm)
- ◆ Adjustable timer with indicator light lets you know when seal is ready
- ◆ No warm-up time making it easy to seal as needed
- ◆ Made of durable aluminum and iron

| ITEM | OVERALL DIMENSIONS L" X D" X H" (mm) | POWER | PLUG | SHIP WEIGHT |
|------------|---|-------------------------|------------|---------------------|
| EBS-400M | 20- ⁷ / ₈ x 3- ⁵ / ₈ x 12 (530 x 92 x 305) | 120V~50/60Hz, 480W, 4A | NEMA 5-15P | 15 lbs (6.8 kgs) |
| EBS-400M-I | SEAL BAR 15-3/4" (400mm) | SEAL WIRE 1/8" (3mm) | CEE 7/7 | |

| ITEM | DESCRIPTION | UOM | CASE |
|------------|-----------------------------------|------|------|
| EBS-400M | Impulse Bag Sealer | Set | 1/10 |
| EBS-400M-I | Impulse Bag Sealer, International | Set | 1/10 |
| EBS-MP10 | Seal Wire | Each | 1 |

winco
SPECTRUM
IMPULSE BAG SEALER



EBS-SERIES

SOUS VIDE ACCESSORIES

| ITEM | DESCRIPTION | UOM | CASE |
|--------|----------------------|------|------|
| ESV-BH | Multi Ring Bag Stand | Each | 1/4 |
| ESV-IB | Insulation Balls | Pack | 1/48 |




100 pieces in
mesh bag

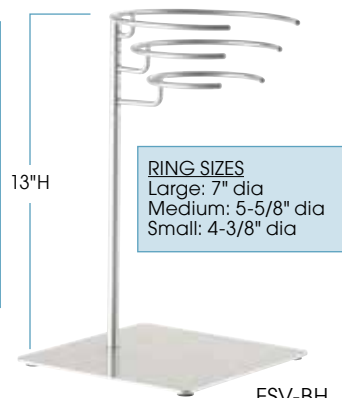


ESVI-1 with
ESV-IB insulation
balls, to reduce
evaporation and
hold heat in

ESV-IB



Bag stand conveniently
holds various sizes of
vacuum bags open for
easy filling



ESV-BH

winco
SPECTRUM
SOUS VIDE ACCESSORIES


Winco® SPECTRUM™ COUNTERTOP CONVEYOR TOASTERS



UP TO
700
SLICES
PER HOUR



ECT-SERIES



ECT-SK



2 vertically stacked
conveyor toaster units



CONVEYOR TOASTERS

The ideal choice for serving perfectly toasted breads, bagels, small pizzas, and similar dough-based products. Easy-to-operate, conveyor toasters keep pace with the busiest kitchens and buffets.

- ◆ Heavy-duty all stainless steel "Cool-Touch" exterior
- ◆ Large 2-1/2" high feeder opening with a 10-3/8" (2 slice) wide conveyor accepts over-sized bagels and Texas toast
- ◆ Rounded, extra-wide curved return chute prevents larger foods items from getting caught
- ◆ Variable conveyor-speed dial control for optimal doneness
- ◆ Choose between independent or dual-heating elements for added flexibility
- ◆ Energy Saver hold mode saves up to 75 percent energy during slow periods when unit is not in use and allows quick recovery to temperature
- ◆ Removable crumb tray
- ◆ Adjustable legs with non-skid foot for stability

| MODEL | OVERALL DIMENSIONS L" x D" x H" (mm) | POWER | PLUG | SHIP WEIGHT |
|---------|---|---|--------------------------------------|------------------------|
| ECT-300 | 14-5/8" x 16-7/16" x 16-3/8" (370 x 420 x 415) | 120V~ 50/60Hz, 1700W, 14.16A | NEMA 5-15P NEMA 5-20P (Canada) | 44.5 lbs (20.2 kgs) |
| ECT-700 | | 208/240V~ 50/60Hz, 1800/2400W, 8.6/10A | NEMA 6-15P | |

| ITEM | DESCRIPTION | UOM | CASE |
|-----------|-----------------------------|------|------|
| ECT-300 | 300 Slices per Hour | Set | 1 |
| ECT-700 | 700 Slices per Hour | Set | 1 |
| ECT300-P8 | NEMA 5-20P Cord for ECT-300 | Each | 1 |



STACKING KIT FOR CONVEYOR TOASTERS

- ◆ Save on counter space while maximizing productivity
- ◆ Toast multiple varieties simultaneously
- ◆ Durable stainless steel construction
- ◆ Designed to vertically stack 2 ECT toasters

| ITEM | DESCRIPTION | UOM | CASE |
|--------|--------------|------|------|
| ECT-SK | Stacking Kit | Each | 1/6 |



Stacking kit shown on
conveyor toaster

BENCH MARK USA™ MULTI-FUNCTION OVENS



54012
54016



12" or 16" wide tray

MULTI-FUNCTION OVENS (SALAMANDER / BAKER / OVEN)

- ◆ Adjustable thermostat with temperature range of 90°-550°F
- ◆ Fully insulated stainless steel construction
- ◆ Independent top & bottom heater switches
- ◆ 60 minute timer with "Stay On" feature
- ◆ Adjustable 3" legs
- ◆ Fits 12" pizza (54012), or 16" pizza (54016)

| ITEM | OVERALL DIMENSIONS L" X D" X H" (mm) | POWER | PLUG | SHIP WEIGHT |
|-------|---|-------------------------|------------|-------------------|
| 54012 | 23 x 17 x 11-1/4" (584 x 432 x 254) | 120V~60Hz, 1750W, 14.6A | NEMA 5-15P | 40 lbs (18.1 kgs) |
| 54016 | 27 x 17 x 11-1/4" (686 x 432 x 254) | | | 55 lbs (25 kgs) |

| ITEM | DESCRIPTION | UOM | CASE |
|-------|-----------------|-----|------|
| 54012 | 12"x 3" Opening | Set | 1 |
| 54016 | 16"x 3" Opening | Set | 1 |



www.winco.com



ELECTRIC COUNTERTOP CONVECTION OVENS

- ◆ Stainless steel construction
- ◆ Heat settings range from 150°F to 500°F (65°C to 260°C)
- ◆ Built-in 120 minute timer with "Stay On" feature
- ◆ Dual pane tempered glass door
- ◆ Spacious interior includes 3 chrome wire shelves
- ◆ Whisper quiet circulation for even heating

| ITEM | OVERALL DIMENSIONS L" x D" x H" (mm) | INNER DIMENSIONS L" x D" x H" (mm) | POWER | PLUG | SHIP WEIGHT |
|---------|---|---|----------------------------|---------------|-------------------------|
| ECO-250 | 18-3/4 x 19-7/8 x 15 (477 x 505 x 381) | 14 x 11 x 8-1/2 (356 x 280 x 216) | 120V~60Hz, 1440W, 12A | NEMA 5-15P | 34.83 lbs (15.8 kgs) |
| ECO-500 | 22-1/2 x 22-3/4 x 17-3/4 (572 x 579 x 451) | 18-1/2 x 15-1/2 x 10 (470 x 394 x 254) | 120V~60Hz, 1600W, 13.3A | | 39.68 lbs (18 kgs) |

| ITEM | DESCRIPTION | UOM | CASE |
|------------|--|------|------|
| ECO-250 | Quarter-Size, 0.8 Cubic Ft | Set | 1 |
| ECO-500 | Half-Size, 1.5 Cubic Ft | Set | 1 |
| ECO-P5-25 | Wire Rack for ECO-250 | Each | 1 |
| ECO-P5-50 | Wire Rack for ECO-500 | Each | 1 |
| ALXP-1310H | Aluminum 1/4-Size Sheet Pan for ECO-250 | Each | 24 |
| ALXP-1813H | Aluminum 1/2-Size Sheet Pan for ECO-500 | Each | 12 |



Spacious interior

ELECTRIC COUNTERTOP CONVECTION OVENS



ECO-250



ECO-500



ELECTRIC COUNTERTOP PIZZA OVEN

- ◆ Heats up to 600°F (315°C); dual independently controlled heating elements
- ◆ 60-minute timer with bell includes "Stay On" feature
- ◆ Pizza tray handle folds for storage
- ◆ Includes crumb tray
- ◆ Fits up to 12" diameter pizza

| OVERALL DIMENSIONS L" x D" x H" (mm) | POWER | PLUG | SHIP WEIGHT |
|---|-------------------------------|------------|---------------------|
| 20-7/8 x 14-3/4 x 9-1/4 (530 x 375 x 235) | 120V~50/60Hz, 1500W, 12.5A | NEMA 5-15P | 26.9 lbs (12.2 kgs) |

| ITEM | DESCRIPTION | UOM | CASE |
|--------|---|------|------|
| EPO-1 | Pizza Oven w/Bell Timer and "Stay On" Function | Set | 1 |
| EPO-P7 | Crumb Tray Knob for EPO-1 | Each | 1 |



Fits 12" pizza

ELECTRIC PIZZA OVEN



EPO-1



Winco® SPECTRUM™ STAINLESS STEEL MICROWAVES



EMW-1800AT
EMW-2100BT

The Winco commercial microwaves provide consistent results with frequent and repeated use, essential for quick-serve restaurants, concession stands, prep stations, and more. Attractive, fully stainless steel interior and exterior units are reliable, sturdy and easy-to-clean.



TOUCH CONTROL MICROWAVES - 1800 & 2100 WATTS

- ◆ Stainless steel with glass door and lighted interior provides visibility during operation
- ◆ Large capacity 1.2 cubic feet (34L) accommodates a 14" (356mm) platter
- ◆ 5 power levels for consistent, delicious results
- ◆ Manual time and power option, plus 2X quantity button for multiple portions
- ◆ 10 pre-programmed cooking options, storing up to 100 cooking programs
- ◆ 3-stage cooking with one-touch programming

| ITEM | OVERALL DIMENSIONS L" x D" x H" (mm) | POWER | PLUG | SHIP WEIGHT |
|------------|---|----------------------------|------------|------------------------|
| EMW-1800AT | 22-7/8 x 20-3/4 x 14-1/2 (574 x 526 x 368) | 208/230V~60Hz, 1800W, 8.6A | NEMA 6-20P | 75.6 lbs (34.3 kgs) |
| EMW-2100BT | | 208/230V~60Hz, 2100W, 10A | | |



| ITEM | DESCRIPTION | UOM | CASE |
|------------|-------------|-----|------|
| EMW-1800AT | 1800 W | Set | 1 |
| EMW-2100BT | 2100 W | Set | 1 |

MICROWAVES - 1000 WATTS

- ◆ 1,000 watts of cooking power for quick heating
- ◆ Motor driven bottom antenna for efficient energy distribution and consistent results
- ◆ Engineered for commercial kitchen use
- ◆ Stainless steel interior with bottom ceramic plate
- ◆ Ample 0.9 cubic feet (25 L) oven capacity
- ◆ Accommodates 12" (30.5 cm) diameter platter
- ◆ Backlit LED display
- ◆ Interior oven light



EMW-1000ST



TOUCH CONTROL MICROWAVE

- ◆ 3 customizable key-beep volumes

| OVERALL DIMENSIONS L" x D" x H" (mm) | POWER | PLUG | SHIP WEIGHT |
|---|-----------------------|------------|---------------------|
| 20-1/8 x 17 x 12-1/4 (511 x 432 x 311) | 120V~60Hz, 1000W, 12A | NEMA 5-15P | 35.7 lbs (16.2 kgs) |

| ITEM | DESCRIPTION | UOM | CASE |
|------------|--|-----|------|
| EMW-1000ST | Spectrum Commercial Microwave, Touch, Stainless Steel, 1,000 W | Set | 1 |



EMW-1000SD



DIAL CONTROL MICROWAVE

| OVERALL DIMENSIONS L" x D" x H" (mm) | POWER | PLUG | SHIP WEIGHT |
|---|-----------------------|------------|-------------------|
| 20-1/2 x 18 x 12-5/16 (521 x 457 x 313) | 120V~60Hz, 1000W, 12A | NEMA 5-15P | 44.1 lbs (20 kgs) |

| ITEM | DESCRIPTION | UOM | CASE |
|------------|---|-----|------|
| EMW-1000SD | Spectrum Commercial Microwave, Dial, Stainless Steel, 1,000 W | Set | 1 |



COUNTERTOP DEEP FRYERS

Countertop fryers are a great, easy addition to any food service operation. Great for chicken, fries, onion rings, tempura, shrimp, vegetables and more!

- ◆ Commercial fry basket(s) with safe and secure handle
- ◆ Expedient heat-up
- ◆ Removable stainless steel fry well(s) for easy cleaning; fry well cover(s) included
- ◆ Removable power head(s)

ELECTRIC COUNTERTOP SINGLE WELL DEEP FRYER

- ◆ 16 lb oil capacity
- ◆ 8 liters = 16 lbs = 2.11 gallons

| OVERALL DIMENSIONS L" X D" X H" (mm) | POWER | PLUG | SHIP WEIGHT |
|---|----------------------------|------------|------------------------|
| 11-3/4 x 16 x 13-5/8 (298 x 406 x 346) | 120V-50/60Hz, 1750W, 14.6A | NEMA 5-15P | 19.9 lbs (9.03 kgs) |

| ITEM | DESCRIPTION | UOM | CASE |
|----------|-------------------|------|------|
| EFS-16 | Single Well Fryer | Set | 1 |
| EFST-P30 | Fry Basket | Each | 1 |



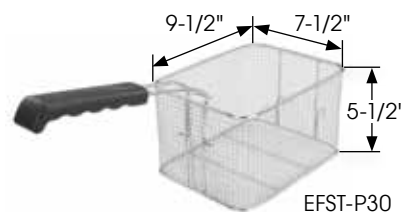
ELECTRIC COUNTERTOP DEEP FRYERS



Cover(s) for well (s)
included



EFS-16



EFST-P30

ELECTRIC COUNTERTOP TWIN WELL DEEP FRYER

- ◆ 32 lb oil capacity
- ◆ 2 x 8 liters (16 liters combined) = 32 lbs; total = 4.22 gallons

| OVERALL DIMENSIONS L" X D" X H" (mm) | POWER | PLUG | SHIP WEIGHT |
|---|------------------------------------|--------------------|------------------------|
| 21-1/4 x 16 x 13-5/8 (616 x 406 x 346) | 120V-50/60Hz, 1750W, 14.6A (x2) | NEMA 5-15P (x2) | 34.8 lbs (15.8 kgs) |

| ITEM | DESCRIPTION | UOM | CASE |
|----------|-------------------|------|------|
| EFT-32 | Double Well Fryer | Set | 1 |
| EFST-P30 | Fry Basket | Each | 1 |



EFT-32

Refer to page
220 for fryer
accessories



Cover(s) for well(s)
included




ELECTRIC COUNTERTOP SANDWICH GRILLS

Textured grip handle



ESG-1

Sturdy hinge



Smooth grilling surface

ELECTRIC COUNTERTOP SANDWICH GRILLS

Flat-top grills are great for sandwiches, and widely used for breakfast eggs and meats, flat breads, quesadillas, and more.

- ◆ Stainless steel construction; flat cast iron grill surface
- ◆ Hinged balanced top plate adjusts to food thickness
- ◆ Removable crumb and grease tray
- ◆ Power and ready light(s)
- ◆ Includes steel-bristle brush w/wooden handle for cleaning
- ◆ Adjustable thermostat up to 600°F (315°C)



SINGLE FLAT SANDWICH GRILL

| OVERALL DIMENSIONS L" X D" X H" (mm) | POWER | PLUG | SHIP WEIGHT |
|---|--------------------------|------------|----------------------|
| 17 x 12 x 8 (432 x 305 x 203) | 120V~50/60Hz, 1750W, 15A | NEMA 5-15P | 46.6 lbs (21.2) kgs) |
| GRILL SURFACE L" x D" (mm) | | | |
| 14 x 9 (356 x 229) | | | |

| ITEM | DESCRIPTION | UOM | CASE |
|-----------|-------------------------------------|------|------|
| ESG-1 | Single Grill | Set | 1 |
| EPSP-P52S | Handle for ESG-1 | Each | 1 |
| EPSP-P28 | Black Knob w/Red Ring | Each | 1 |
| EPSP-P53S | Grease Tray for ESG-1 | Each | 1 |
| EPSP-P56 | Steel Bristle Brush w/Wooden Handle | Each | 1 |



Easy to use controls



ESG-2



DOUBLE FLAT SANDWICH GRILL

| OVERALL DIMENSIONS L" X D" X H" (mm) | | POWER | PLUG | SHIP WEIGHT |
|---|------------------------------|-------------------------------|-----------------|--------------------|
| 22-1/2 x 12 x 8 (572 x 305 x 203) | | 120V~50/60Hz, 1750W, 15A (x2) | NEMA 5-15P (x2) | 57 lbs (25.9) kgs) |
| GRILL SURFACE L" x D" (mm) | GRILL PLATES L" x D" (mm) | | | |
| 19 x 9 (483 x 229) | 9 x 9 (229 x 229) | | | |

| ITEM | DESCRIPTION | UOM | CASE |
|-----------|-------------------------------------|------|------|
| ESG-2 | Double Grill | Set | 1 |
| EPSP-P52D | Handle for ESG-2 | Each | 1 |
| EPSP-P28 | Black Knob w/Red Ring | Each | 1 |
| EPSP-P53D | Grease Tray for ESG-2 | Each | 1 |
| EPSP-P56 | Steel Bristle Brush w/Wooden Handle | Each | 1 |

ELECTRIC COUNTERTOP PANINI GRILLS

This ribbed grill offers versatility and can be used in many types of food service operations, from paninis and wraps, to grilled vegetables or chicken.

- ◆ Stainless steel construction; ribbed cast iron grill surface
- ◆ Hinged balanced top plate adjusts to food thickness
- ◆ Removable crumb and grease tray
- ◆ Power and ready light(s)

**SINGLE PANINI GRILL**

- ◆ Includes steel-bristle brush w/plastic handle for cleaning
- ◆ Adjustable temperature up to 570°F (298°C)


| OVERALL DIMENSIONS L" X D" X H" (mm) | POWER | PLUG | SHIP WEIGHT |
|---|----------------------------|------------|------------------------|
| 16-1/8 x 14-3/4 x 9-3/4 (410 x 375 x 248) | 120V-50/60Hz, 1750W, 14.6A | NEMA 5-15P | 63.3 lbs (28.7 kgs) |
| GRILL SURFACE L" x D" (mm) | | | |
| 14 x 12 (356 x 305) | | | |

| ITEM | DESCRIPTION | UOM | CASE |
|----------|------------------------|------|------|
| EPG-1C | Single Grill | Set | 1 |
| EPSP-CP8 | Steel Brush for EPG-1C | Each | 1 |
| EPSP-CP3 | Grease Tray for EPG-1C | Each | 1 |

ELECTRIC COUNTERTOP PANINI GRILLS**CAST IRON FLAT-TOP GRIDDLE ADAPTOR PLATE**


- ◆ Size: 14-3/8" (365mm) x 11-7/8" (302mm)
- ◆ Pre-seasoned heavy-duty cast iron construction
- ◆ 1/4" raised edges collect, contain and direct grease to front trough
- ◆ Ribbed underside nests tightly with panini plate for efficient high-heat transfer

| ITEM | DESCRIPTION | UOM | CASE |
|-----------|---|------|------|
| EPSP-RF1C | Cast Iron Flat Top Griddle Plate for EPG-1C | Each | 1 |



EPSP-RF1C

Convert EPG-1C to a flat-top griddle

**DOUBLE RIBBED PANINI GRILL**

- ◆ Includes steel-bristle brush w/wooden handle for cleaning
- ◆ Adjustable thermostat up to 600°F (315°C)

| OVERALL DIMENSIONS L" X D" X H" (mm) | | POWER | PLUG | SHIP WEIGHT |
|---|------------------------------|-------------------------------|-----------------|-----------------|
| 22-1/2 x 12 x 8 (572 X 305 X 203) | | 120V-50/60Hz, 1750W, 15A (x2) | NEMA 5-15P (x2) | 64 lbs (29 kgs) |
| GRILL SURFACE L" x D" (mm) | GRILL PLATES L" x D" (mm) | | | |
| 19 x 9 (483 x 229) | 9 x 9 (229 x 229) | | | |

| ITEM | DESCRIPTION | UOM | CASE |
|-----------|--------------------------------------|------|------|
| EPG-2 | Double Grill | Set | 1 |
| EPSP-P52D | Handle for EPG-2 | Each | 1 |
| EPSP-P28 | Black Knob w/Red Ring | Each | 1 |
| EPSP-P53D | Grease Tray for EPG-2 | Each | 1 |
| EPSP-P56 | Steel Bristle Brush w/Plastic Handle | Each | 1 |



Ribbed grilling surfaces



winco® SPECTRUM™ PLANETARY MIXERS



EMP-10



EMP-20



EMP-30



PLANETARY MIXERS

Commercial countertop and floor planetary mixers feature gear-driven motors with three speeds, making it an ideal piece of equipment for bakeries, delis, cafés, and other commercial kitchen environments.

- ◆ Heavy-duty die cast iron construction
- ◆ Gear-driven, high torque transmission
- ◆ Large capacity 304 stainless steel bowl with safety guard and interlock bowl lift
- ◆ (3) three fixed mixing speeds
- ◆ Manual resettable thermal overload protection
- ◆ Industry standard #12 attachment hub (EMP-20 & EMP-30)
- ◆ Wire whip, aluminum flat beater, & spiral dough hook attachments included
- ◆ Non-slip rubber feet

| ITEM | OVERALL DIMENSIONS L" X D" X H" (mm) | POWER | PLUG | SHIP WEIGHT |
|--------|--|----------------------------------|------------|--------------------------|
| EMP-10 | 15 ^{-1/8} x 18 x 24 ^{-1/8} (383 x 456 x 612) | 110V 50/60 Hz 750W 1HP 7A | NEMA 5-15P | 99.2 lbs (45 kgs) |
| EMP-20 | 19 ^{-7/8} x 21 ^{-1/16} x 29 ^{-3/4} (505 x 550 x 735) | 110V 50/60 Hz 1100W 1.5HP 10A | NEMA 5-15P | 188.5 lbs (85.5 kgs) |
| EMP-30 | 23 ^{-13/16} x 24 ^{-1/2} x 44 ^{-13/16} (605 x 620 x 1138) | 110V 50/60 Hz 1500W 2HP 14A | NEMA 5-15P | 345.1 lbs (156.5 kgs) |



| ITEM | DESCRIPTION | UOM | CASE |
|--------|---------------|-----|------|
| EMP-10 | 10.5 Qt (10L) | Set | 1 |
| EMP-20 | 21.1 Qt (20L) | Set | 1 |
| EMP-30 | 31.7 Qt (30L) | Set | 1 |

See spec sheet for replacement bowls, wire whips, flat beaters, hooks, and ingredient chutes



Intertek

Intertek

EMP-SERIES

COUNTERTOP ELECTRIC GRIDDLES

Spectrum griddles have a wide heating range, from frying eggs on low to cooking burgers with high heat, all on the half-inch thick polished steel grill surface. Independent controls further regulate the heating zones. The extra-tall steel wall backsplash enclosure helps to minimize grease splatters.

- ◆ Solid 1/2" thick polished steel plate for fast heat up and high heat retention
- ◆ Heavy gauge stainless steel body with 3" high backsplash; sides taper back to front
- ◆ Large-volume removable grease drawer with weep hole and baffle
- ◆ Heavy duty, stainless steel adjustable legs for stability
- ◆ Compatible for 1-phase or 3-phase operation (field convertible EGD-24M & EGD-36M)
- ◆ 3-1/4" full width grease trough

| ITEM | OVERALL DIMENSIONS L" X D" X H" (mm) | POWER | PLUG | SHIP WEIGHT |
|-----------|---|---|-----------------------------------|-------------------------|
| EGD-16M* | 16 x 19-1/8 x 12-7/8 (406 x 486 x 327) | 120V 50/60 Hz 1750W 14.6A | NEMA 5-15P NEMA 5-20P (Canada) | 53 lbs (24 kgs) |
| EGD-24M** | 24 x 21-3/4 x 12-7/8 (610 x 551 x 327) | 208/240V- 50/60 Hz, 4200/5600W, 20.2/23.4A, 1-phase | NEMA L6-30P | 116.84 lbs (53 kg) |
| EGD-36M** | 36 x 21-3/4 x 12-7/8 (913 x 551 x 327) | 208/240V- 50/60 Hz, 6300/8400W, 30.29/35A, 1-phase | Field-wired by others | 159.61 lbs (72.4 kg) |

*Cooking surface depth 15-1/8" (384mm)

**Cooking surface depth 16-1/2" (419mm)

| ITEM | DESCRIPTION | UOM | CASE |
|----------|-----------------------------|------|------|
| EGD-16M | 16" Griddle, 1 Heat Zone | Set | 1 |
| EGD-24M | 24" Griddle, 2 Heat Zones | Set | 1 |
| EGD-36M | 36" Griddle, 3 Heat Zones | Set | 1 |
| EGD-MP6 | Replacement Knob | Each | 1 |
| EGD-MP19 | NEMA 5-20P cord for EGD-16M | Each | 1 |

winco SPECTRUM COUNTERTOP ELECTRIC GRIDDLES

Small footprint, big impact

EGD-16M



EGD-24M



EGD-36M



Adjustable legs



GAS STOCK POT STOVE, FLOOR USE

Designed for the kitchen that has limited space and requires a low work height for large pots. This unit is equipped with a high-performance triple-ring burner, heavy duty single-piece cast iron top grate, removable crumb tray and a storage area below the control panel. Includes an LP conversion kit.

- ◆ High performance single (1) grate with three (3) concentric ring burners for a total output of 80,000 BTUH
- ◆ Dual infinite heat controls
- ◆ Stainless steel body, legs and drip pan
- ◆ Heavy duty cast iron grate
- ◆ Standing pilot ignition system with stainless steel pilots and pilot tubes
- ◆ 3/4" rear gas connection with regulator
- ◆ Convenient storage area in cabinet
- ◆ Conversion kit allows the use of propane or natural gas

| ITEM | DESCRIPTION | UOM | CASE |
|---------|-------------------------|------|------|
| NGSP-1 | 18" Gas Stock Pot Stove | Set | 1 |
| NG-Knob | Replacement Metal Knob | Each | 1 |

winco SPECTRUM GAS STOCK POT STOVE

2 infinite heat controls



For use on the floor

| # OF BURNERS | # OF RINGS | BTU/PER NAT/LP | TOTAL BTU/HR | PRESSURE IN. W.C. | DIMENSIONS* L" x D" x H" (mm) | GRATE SURFACE L" x D" (mm) | SHIP WEIGHT |
|--------------|------------|----------------|--------------|-------------------|--|-----------------------------|------------------|
| 2 | 3 | 40,000 | 80,000 | 5 / 10 | 18 x 21-3/8 x 25 1/2 (455 x 543 x 653) | 17 1/2 x 21-3/8 (450 x 543) | 132 lbs (60 kgs) |

Note: Depths do not include gas inlet pipe, located at rear of the unit.



NGSP-1

winco® SPECTRUM™ COUNTERTOP GAS CHARBROILERS



NGCB-24R



NGCB-36R



NGCB-48R



COUNTERTOP GAS CHARBROILERS, NATURAL / LP

The durable Spectrum stainless steel charbroilers feature a cool-touch front plate rail that runs the full length. These units are equipped with infinite heat controls, high-performance burners, heavy-duty cast iron top grates, and removable grease tray(s).

- ◆ High performance burners, each with output of 35,000 BTUH
- ◆ Infinite heat controls
- ◆ Stainless steel 10 gauge radiant burner covers; field-convertible briquette rock kits sold separately
- ◆ Stainless steel insulated double-wall body, grease tray and adjustable legs (4" to 6"); non-skid feet
- ◆ Heavy-duty reversible cast iron grate, adjusts to three (3) height positions
- ◆ 5" cool-touch stainless steel front plate rail provides safety and knob protection
- ◆ 3-1/2" full-width grease trough
- ◆ Standing pilot ignition system with stainless steel pilots and pilot tubes, one per burner
- ◆ 3/4" rear gas connection with regulator
- ◆ Conversion kit allows the use of propane or natural gas

| ITEM | DESCRIPTION | UOM | CASE |
|----------|----------------------------|------|------|
| NGCB-24R | 24" Gas Broiler, 2 Burners | Set | 1 |
| NGCB-36R | 36" Gas Broiler, 3 Burners | Set | 1 |
| NGCB-48R | 48" Gas Broiler, 4 Burners | Set | 1 |
| NG-Knob | Replacement Metal Knob | Each | 1 |



Adjustable legs



NGCB-SERIES

| ITEM | # OF BURNERS | TOTAL BTU/HR | PRESSURE IN. W.C. | DIMENSIONS* L" x D" x H" (mm) | GRATE SURFACE L" x D" (mm) | SHIP WEIGHT |
|----------|--------------|--------------|-------------------|--|----------------------------|------------------|
| NGCB-24R | 2 | 70,000 | 4" / 10" | 24 x 34-7/16 x 15-1/2 (610 x 875 x 394) | 24 x 20 (610 x 508) | 154 lbs (70 kg) |
| NGCB-36R | 3 | 105,000 | 4" / 10" | 36 x 34-7/16 x 15-1/2 (915 x 875 x 394) | 36 x 20 (915 x 508) | 220 lbs (100 kg) |
| NGCB-48R | 4 | 140,000 | 4" / 10" | 48 x 34-7/16 x 15-1/2 (1220 x 875 x 394) | 48 x 20 (1220 x 508) | 277 lbs (126 kg) |

*includes gas inlet pipe at rear



NGCB-P11-2/3/4



NGCB-P7

GAS CHARBROILER ACCESSORIES - FIELD CONVERTIBLE

| ITEM | DESCRIPTION | UOM | CASE |
|------------|---------------------------------|------|------|
| NGCB-P11-2 | 24" Briquette Rock Kit | Pack | 1 |
| NGCB-P11-3 | 36" Briquette Rock Kit | Pack | 1 |
| NGCB-P11-4 | 48" Briquette Rock Kit | Pack | 1 |
| NGCB-P7 | Replacement Briquettes (24/bag) | Bag | 1 |



COUNTERTOP GAS GRIDDLES, NATURAL / LP

Spectrum griddles are designed with durable stainless steel construction and cool-touch front plate rail that runs the full length. These units are equipped with infinite heat controls, high-performance burners, and removable grease drawer.

- ◆ High performance burners, each with output of 30,000 BTUH
- ◆ Infinite heat controls
- ◆ 5" wide cool-touch stainless steel front plate rail provides safety and knob protection
- ◆ Stainless steel insulated double-wall body, grease tray and adjustable legs (4" to 6"); non-skid feet
- ◆ 3/4" polished steel griddle plate with side and back splash guard
- ◆ 3-1/2" full width grease trough
- ◆ Standing pilot ignition system with stainless steel pilots and pilot tubes, one per burner
- ◆ 3/4" rear gas connection with regulator
- ◆ Conversion kit allows the use of propane or natural gas

| ITEM | DESCRIPTION | UOM | CASE |
|----------|-------------------------------|------|------|
| NGGD-24M | 24" Gas Griddle, 2 Heat Zones | Set | 1 |
| NGGD-36M | 36" Gas Griddle, 3 Heat Zones | Set | 1 |
| NGGD-48M | 48" Gas Griddle, 4 Heat Zones | Set | 1 |
| NG-Knob | Replacement Metal Knob | Each | 1 |

winco® SPECTRUM™ COUNTERTOP GAS GRIDDLES



NGGD-24M



NGGD-36M



NGGD-48M

| ITEM | # OF BURNERS | TOTAL BTU/HR | PRESSURE IN. W.C. | DIMENSIONS* L" x D" x H" (mm) | GRIDDLE SURFACE L" x D" (mm) | SHIP WEIGHT |
|----------|--------------|--------------|-------------------|---|------------------------------|------------------|
| NGGD-24M | 2 | 60,000 | 4" / 10" | 24" x 34-7/16" x 15-1/2" (610 x 950 x 394) | 24" x 20-3/4" (610 x 527) | 196 lbs (89 kg) |
| NGGD-36M | 3 | 90,000 | | 36" x 34-7/16" x 15-1/2" (915 x 950 x 394) | 36" x 20-3/4" (915 x 527) | 284 lbs (129 kg) |
| NGGD-48M | 4 | 120,000 | | 48" x 34-7/16" x 15-1/2" (1219 x 950 x 394) | 48" x 20-3/4" (1219 x 527) | 355 lbs (161 kg) |

*Includes gas inlet pipe at rear



SANITATION



NGGD-SERIES



Adjustable legs



winco® SPECTRUM™ COUNTERTOP GAS HOT PLATES



NGHP-2



NGHP-4



NGHP-6



COUNTERTOP GAS HOT PLATES, NATURAL / LP

Spectrum hot plates are designed with durable stainless steel construction and a cool-touch front plate rail that runs the full length. These units are equipped with infinite heat controls, high-performance burners, heavy-duty cast iron top grates, and removable grease/drip pan.

- ◆ High performance burners, each with output of 25,000 BTUH
- ◆ Infinite heat controls
- ◆ Stainless steel body, removable drip pan, and adjustable legs (4" to 6"); non-skid feet
- ◆ Heavy-duty 12" x 12" cast iron grates
- ◆ 5" wide cool-touch stainless front steel plate rail provides safety and knob protection
- ◆ Standing pilot ignition system with stainless steel pilots and pilot tubes, one per burner
- ◆ 3/4" rear gas connection with regulator
- ◆ Conversion kit allows the use of propane or natural gas

| ITEM | DESCRIPTION | UOM | CASE |
|---------|--------------------------|------|------|
| NGHP-2 | 12" Hot Plate, 2 Burners | Set | 1 |
| NGHP-4 | 24" Hot Plate, 4 Burners | Set | 1 |
| NGHP-6 | 36" Hot Plate, 6 Burners | Set | 1 |
| NG-Knob | Replacement Metal Knob | Each | 1 |



Adjustable legs



NGHP-SERIES

| ITEM | # OF BURNERS | TOTAL BTU/HR | PRESSURE IN. W.C. | DIMENSIONS* L" x D" x H" (mm) | GRATE SURFACE L" x D" (mm) | SHIP WEIGHT |
|--------|--------------|--------------|-------------------|-----------------------------------|----------------------------|------------------|
| NGHP-2 | 2 | 50,000 | 4" / 10" | 12 x 34-1/8 x 15 (305 x 87 x 381) | 12 x 24 (305 x 610) | 79 lbs (36 kgs) |
| NGHP-4 | 4 | 100,000 | | 24x 34-1/8 x 15 (610 x 87 x 381) | 24 x 24 (610 x 610) | 132 lbs (60 kgs) |
| NGHP-6 | 6 | 150,000 | | 36x 34-1/8 x 15 (915 x 87 x 381) | 36 x 24 (915 x 610) | 198 lbs (90 kgs) |

*includes gas inlet pipe at rear